



# FOOTBALL 2015

SCHOLARS, CHAMPIONS, LEADERS



2015 Season in Review  
 Southeastern Conference Communications Office  
 SECsports.com • CollegePressBox.com

Chuck Dunlap (SEC Football Contact) • cdunlap@sec.org • @SEC\_Chuck  
 Ben Beaty (Secondary Football Contact) • bbeaty@sec.org • @BenBeaty  
 Phone: (205) 458-3000 • Fax: (205) 458-3030

## EASTERN DIVISION

	SEC	Pct.	PF	PA	Overall	Pct.	PF	PA	Home	Away	Neutral	vs. Div.	Top 10	Top 25	Streak
%Florida	7-1	.875	189	108	10-4	.714	325	256	6-1	3-1	1-2	6-0	1-2	2-4	L3
Tennessee	5-3	.625	250	183	9-4	.692	457	260	5-2	2-2	2-0	5-1	0-1	2-2	W6
Georgia	5-3	.625	183	159	10-3	.769	314	223	6-1	3-1	1-1	4-2	0-0	0-2	W5
Vanderbilt	2-6	.250	106	184	4-8	.333	182	252	3-3	1-5	0-0	2-4	0-2	0-4	L2
Kentucky	2-6	.250	140	221	5-7	.417	296	329	4-4	1-3	0-0	2-4	0-0	1-0	L1
Missouri	1-7	.125	73	149	5-7	.417	163	194	3-3	1-4	1-0	1-5	0-0	0-2	L2
South Carolina	1-7	.125	161	243	3-9	.250	263	330	2-4	0-5	1-0	1-5	0-3	0-4	L5

## WESTERN DIVISION

	SEC	Pct.	PF	PA	Overall	Pct.	PF	PA	Home	Away	Neutral	vs. Div.	Top 10	Top 25	Streak
#Alabama	7-1	.875	252	139	14-1	.933	526	227	6-1	4-0	4-0	5-1	5-0	8-1	W12
Ole Miss	6-2	.750	258	210	10-3	.769	531	294	6-1	3-2	1-0	5-1	1-0	5-2	W3
Arkansas	5-3	.625	275	241	8-5	.615	467	356	4-3	3-1	1-1	3-3	1-0	2-2	W2
LSU	5-3	.625	212	198	9-3	.750	394	291	6-1	2-2	1-0	3-3	1-1	3-2	W2
Texas A&M	4-4	.500	161	175	8-5	.615	361	286	5-2	1-2	2-1	2-4	0-1	2-2	L2
Mississippi State	4-4	.500	210	208	9-4	.692	447	302	4-3	4-1	1-0	2-4	0-1	0-4	W1
Auburn	2-6	.250	177	229	7-6	.538	357	338	3-4	2-2	2-0	1-5	0-1	1-3	W1

% - SEC Eastern Division Champion; # - SEC Champion; National Champion

vs. Top 25 - Record vs. teams in Top 25 (AP, USA Today) when game was played; Teams listed in alphabetical order unless tie-breaker applicable

## SEC CAPS HISTORIC 9-2 POSTSEASON WITH NATIONAL TITLE

Bowl Game	Date/Time (ET)	Stadium/Site	Matchup	Network
<b>AdvoCare V100 Texas Bowl</b>	Dec. 29 / 9 p.m.	NRG Stadium (71,054) / Houston, Texas	LSU (56) vs. Texas Tech (27)	ESPN
Series History: LSU now leads, 3-0 • Last Meeting: LSU, 19-14 (1957 at Lubbock)				
Attendance: 71,307				
<b>Birmingham Bowl</b>	Dec. 30 / Noon	Legion Field (71,594) / Birmingham, Ala.	Auburn (31) vs. Memphis (10)	ESPN
Series History: Memphis now leads, 2-1 • Last Meeting: Memphis, 28-27 (1976 at Memphis)				
Attendance: 59,430				
<b>Belk Bowl</b>	Dec. 30 / 3:30 p.m.	Bank of America Stadium (74,455) / Charlotte, N.C.	Mississippi State (51) vs. N.C. State (28)	ESPN
Series History: Now tied, 3-3 • Last Meeting: N.C. State, 28-24 (1995 Peach Bowl)				
Attendance: 46,423				
<b>Franklin American Mortgage Music City Bowl</b>	Dec. 30 / 7 p.m.	Nissan Stadium (69,143) / Nashville, Tenn.	Texas A&M (21) vs. Louisville (27)	ESPN
Series History: Texas A&M now leads, 3-1 • Last Meeting: A&M, 28-10 (1994 at Louisville)				
Attendance: 50,478				
<b>Goodyear Cotton Bowl (CFP Semifinal)</b>	Dec. 31 / 8 p.m.	AT&T Stadium (71,815) / Arlington, Texas	Alabama (38) vs. Michigan State (0)	ESPN
Series History: Alabama now leads, 2-0 • Last Meeting: Alabama, 49-7 (2011 Capital One Bowl)				
Attendance: 82,812				
<b>Outback Bowl</b>	Jan. 1 / Noon	Raymond James Stadium (65,657) / Tampa, Fla.	Tennessee (45) vs. Northwestern (6)	ESPN2
Series History: Tennessee now leads, 2-0 • Last Meeting: Tennessee, 48-28 (1997 Citrus Bowl)				
Attendance: 53,202				
<b>Buffalo Wild Wings Citrus Bowl</b>	Jan. 1 / 1 p.m.	Florida Citrus Bowl (65,000) / Orlando, Fla.	Florida (7) vs. Michigan (41)	ABC
Series History: Michigan now leads, 3-0 • Last Meeting: Michigan, 41-35 (2008 Capital One Bowl)				
Attendance: 63,113				
<b>Allstate Sugar Bowl</b>	Jan. 1 / 8:30 p.m.	Mercedes-Benz Superdome (74,000) / New Orleans, La.	Ole Miss (48) vs. Oklahoma State (20)	ESPN
Series History: Ole Miss now leads, 3-0 • Last Meeting: Ole Miss, 21-7 (2010 Cotton Bowl)				
Attendance: 72,117				
<b>TaxSlayer Bowl</b>	Jan. 2 / Noon	Everbank Field (77,511) / Jacksonville, Fla.	Georgia (24) vs. Penn State (17)	ESPN
Series History: Now tied, 1-1 • Last Meeting: Penn State, 27-23 (1983 Sugar Bowl)				
Attendance: 58,212				
<b>Autozone Liberty Bowl</b>	Jan. 2 / 3:25 p.m.	Liberty Bowl Memorial (62,506) / Memphis, Tenn.	Arkansas (45) vs. Kansas State (23)	ESPN
Series History: Now tied, 3-3 • Last Meeting: Arkansas, 29-16 (2012 Cotton Bowl)				
Attendance: 61,136				
<b>CFP National Championship Game</b>	Jan. 11 / 8:30 p.m.	University of Phoenix Stadium (71,000) / Glendale, Ariz.	Alabama (45) vs. Clemson (40)	ESPN
Series History: Alabama now leads, 13-3 • Last Meeting: Alabama 34-10 (2008 Chick-fil-A Kickoff)				
Attendance: 75,765				

The SEC is the first conference in college football history to send at least 10 teams to bowl games in three consecutive seasons.

SECsports.com • CollegePressBox.com • SECsportsMedia.com • @SEC

SEC Fan Page on Facebook

## 2015 SOUTHEASTERN CONFERENCE TEAM SCHEDULES AND RESULTS

**ALABAMA CRIMSON TIDE (14-1, 7-1 SEC)**

Home Stadium: Bryant-Denny Stadium (101,821)

Sept. 5	[3/3] vs. Wisconsin (20/18) [TV: 7]	64,279	W, 35-17
Sept. 12	[2/2] MIDDLE TENNESSEE [TV: 5-6]	98,568	W, 37-10
Sept. 19	[2/2] OLE MISS* (15/11) [TV: 2-6]	101,821	L, 37-43
Sept. 26	[12/12] UL MONROE [TV: 5-6]	101,323	W, 34-0
Oct. 3	[13/13] at Georgia* (8/6) [TV: 1]	92,746	W, 38-10
Oct. 10	[8/10] ARKANSAS* [TV: 2-6]	101,821	W, 27-14
Oct. 17	[10/9] at Texas A&M* (9/10) [TV: 1]	105,733	W, 41-23
Oct. 24	[8/8] TENNESSEE* [TV: 1]	101,821	W, 19-14
Nov. 7	[7/7] LSU* (4/4) [TV: 1]	101,821	W, 30-16
Nov. 14	[3/4] at Mississippi State* (20/20) [TV: 1]	62,435	W, 31-6
Nov. 21	[3/3] CHARLESTON SOUTHERN [TV: 5-6]	100,611	W, 56-6
Nov. 28	[2/2] at Auburn* [TV: 1]	87,451	W, 29-13
Dec. 5	[2/2] vs. Florida (18/15) [TV: 1]	75,320	W, 29-15
Dec. 31	[2/2] vs. Michigan State (3/4) [TV: 2-6]	82,812	W, 38-0
Jan. 11	Goodyear Cotton Bowl National Semifinal; Arlington, Texas [2/2] vs. Clemson (1/1) [TV: 2-6]	75,765	W, 45-40
	CFP National Championship Game; Glendale, Arizona		

**ARKANSAS RAZORBACKS (8-5, 5-3 SEC)**

Home Stadium(s): Reynolds Razorback (72,000); War Memorial (54,120)

Sept. 5	[18/20] TEXAS-EL PASO [TV: 4-6]	67,708	W, 48-13
Sept. 12	[18/18] TOLEDO [TV: 5-6]	49,591	L, 12-16
Sept. 19	[RV/RV] TEXAS TECH (---/rv) [TV: 3-6]	73,334	L, 24-35
Sept. 26	vs. Texas A&M (14/15) (Arlington)* [TV: 2-6]	67,339	L, 21-28 OT
Oct. 3	at Tennessee* (rv/rv) [TV: 3-6]	101,265	W, 24-20
Oct. 10	at Alabama* (8/10) [TV: 2-6]	101,821	L, 14-27
Oct. 24	AUBURN* [TV: 5-6]	72,008	W, 54-46 40T
Oct. 31	UT MARTIN [TV: 5-6]	64,206	W, 63-28
Nov. 7	at Ole Miss* (19/19) [TV: 1]	60,680	W, 53-52 OT
Nov. 14	[---/RV] at LSU* (9/9) [TV: 2-6]	101,699	W, 31-14
Nov. 21	[RV/RV] MISSISSIPPI STATE* (rv/25) [TV: 2-6]	71,936	L, 50-51
Nov. 27	[RV/RV] MISSOURI* [TV: 1]	72,496	W, 28-3
Jan. 2	[RV/---] vs. Kansas State [TV: 2-6]	61,136	W, 45-23
	Autozone Liberty Bowl; Memphis, Tenn.		

**AUBURN TIGERS (7-6, 2-6 SEC)**

Home Stadium: Jordan-Hare (87,451)

Sept. 5	[6/7] vs. Louisville (rv/rv) [TV: 1]	73,927	W, 31-24
Sept. 12	[6/7] JACKSONVILLE STATE [TV: 5-6]	87,451	W, 27-20 OT
Sept. 19	[18/15] at LSU* (13/14) [TV: 1]	102,321	L, 21-45
Sept. 26	[RV/25] MISSISSIPPI STATE* (rv/rv) [TV: 3-6]	87,451	L, 9-17
Oct. 3	[---/RV] SAN JOSE STATE [TV: 5-6]	87,451	W, 35-21
Oct. 15	at Kentucky* (rv/rv) [TV: 2-6]	63,407	W, 30-27
Oct. 24	at Arkansas* [TV: 5-6]	72,008	L, 46-54 40T
Oct. 31	OLE MISS* (19/21) [TV: 2-6]	87,451	L, 19-27
Nov. 7	at Texas A&M* (25/24) [TV: 5-6]	104,625	W, 26-10
Nov. 14	GEORGIA* (---/rv) [TV: 1]	87,451	L, 13-20
Nov. 21	IDAHO [TV: 5-6]	87,451	W, 56-34
Nov. 28	ALABAMA* (2/2) [TV: 1]	87,451	L, 13-29
Dec. 30	vs. Memphis (rv/rv) [TV: 2-6]	59,430	W, 31-10
	Birmingham Bowl; Birmingham, Ala.		

**FLORIDA GATORS (10-4, 7-1 SEC)**

Home Stadium: Ben Hill Griffin Stadium at Florida Field (88,548)

Sept. 5	[RV/RV] NEW MEXICO STATE [TV: 5-6]	90,227	W, 61-13
Sept. 12	[RV/RV] EAST CAROLINA [TV: 3-6]	88,034	W, 31-24
Sept. 19	[RV/RV] at Kentucky* (---/rv) [TV: 5-6]	63,040	W, 14-9
Sept. 26	[RV/RV] TENNESSEE* (rv/rv) [TV: 1]	90,527	W, 28-27
Oct. 3	[25/23] OLE MISS* (3/5) [TV: 2-6]	90,585	W, 38-10
Oct. 10	[11/12] at Missouri* [TV: 5-6]	70,767	W, 21-3
Oct. 17	[8/11] at LSU* (6/5) [TV: 2-6]	102,321	L, 28-35
Oct. 31	[11/12] vs. Georgia (rv/23) (Jacksonville)* [TV: 1]	84,628	W, 27-3
Nov. 7	[11/12] VANDERBILT* [TV: 2-6]	90,061	W, 9-7
Nov. 14	[11/10] at South Carolina* [TV: 2-6]	78,536	W, 24-14
Nov. 21	[8/8] FLORIDA ATLANTIC [TV: 5-6]	90,107	W, 20-14 OT
Nov. 28	[10/9] FLORIDA STATE (14/14) [TV: 2-6]	90,916	L, 2-27
Dec. 5	[18/15] vs. Alabama (2/2) [TV: 1]	75,320	L, 15-29
Jan. 1	[19/18] vs. Michigan (17/17) [TV: 7]	63,113	L, 7-41
	Buffalo Wild Wings Citrus Bowl; Orlando, Fla.		

**GEORGIA BULLDOGS (10-3, 5-3 SEC)**

Home Stadium: Sanford Stadium (92,746)

Sept. 5	[9/9] UL MONROE [TV: 5-6]	92,746	W, 51-14
Sept. 12	[10/9] at Vanderbilt* [TV: 1]	37,185	W, 31-14
Sept. 19	[7/8] SOUTH CAROLINA* (---/rv) [TV: 2-6]	92,746	W, 52-20
Sept. 26	[7/6] SOUTHERN [TV: 5-6]	92,746	W, 48-6
Oct. 3	[8/6] ALABAMA* (13/13) [TV: 1]	92,746	L, 10-38
Oct. 10	[19/16] at Tennessee* [TV: 1]	102,455	L, 31-38
Oct. 17	[RV/RV] MISSOURI* [TV: 5-6]	92,746	W, 9-6
Oct. 31	[RV/23] vs. Florida (11/12) (Jacksonville)* [TV: 1]	84,628	L, 3-27
Nov. 7	KENTUCKY* [TV: 5-6]	92,746	W, 27-3
Nov. 14	[---/RV] at Auburn* [TV: 1]	87,451	W, 20-13
Nov. 21	[RV/RV] GEORGIA SOUTHERN [TV: 4-6]	92,746	W, 23-17 OT
Nov. 28	[RV/RV] at Georgia Tech [TV: 3-6]	55,000	W, 13-7
Jan. 2	[RV/25] vs. Penn State [TV: 2-6]	58,212	W, 24-17
	Tayslayer Bowl; Jacksonville, Fla.		

**KENTUCKY WILDCATS (5-7, 2-6 SEC)**

Home Stadium: Commonwealth Stadium (61,000)

Sept. 5	[---/RV] UL LAFAYETTE [TV: 4-6]	62,933	W, 40-33
Sept. 12	at South Carolina* (rv/rv) [TV: 5-6]	82,178	W, 26-22
Sept. 19	[RV/RV] FLORIDA* (rv/rv) [TV: 5-6]	63,040	L, 9-14
Sept. 26	MISSOURI* (25/23) [TV: 5-6]	58,008	W, 21-13
Oct. 3	[---/RV] EASTERN KENTUCKY [TV: 5-6]	63,380	W, 34-27 OT
Oct. 15	[RV/RV] AUBURN* [TV: 2-6]	63,407	L, 27-30
Oct. 24	at Mississippi State* (rv/rv) [TV: 5-6]	61,168	L, 16-42
Oct. 31	TENNESSEE [TV: 5-6]	60,886	L, 21-52
Nov. 7	at Georgia* [TV: 5-6]	92,736	L, 3-27
Nov. 14	at Vanderbilt* [TV: 5-6]	30,301	L, 17-21
Nov. 21	CHARLOTTE [TV: 5-6]	56,195	W, 58-10
Nov. 28	LOUISVILLE [TV: 5-6]	62,512	L, 24-38

**LSU TIGERS (9-3, 5-3 SEC)**

Home Stadium: Tiger Stadium (102,321)

Sept. 5	[14/13] McNEESE STATE [TV: 5-6]	No Contest (Weather)	
Sept. 12	[14/15] at Mississippi State* (25/rv) [TV: 2-6]	62,531	W, 21-19
Sept. 19	[13/14] AUBURN* (18/15) [TV: 1]	102,321	W, 45-21
Sept. 26	[8/9] at Syracuse [TV: 2-6]	43,101	W, 34-24
Oct. 3	[9/8] EASTERN MICHIGAN [TV: 4-6]	102,321	W, 44-22
Oct. 10	[7/5] at South Carolina* [TV: 2-6]	#42,058	W, 45-24
Oct. 17	[6/5] FLORIDA* (8/11) [TV: 2-6]	102,321	W, 35-28
Oct. 24	[5/5] WESTERN KENTUCKY (rv/rv) [TV: 4-6]	101,561	W, 48-20
Nov. 7	[4/4] at Alabama* (7/7) [TV: 1]	101,821	L, 16-30
Nov. 14	[9/9] ARKANSAS* (---/rv) [TV: 2-6]	101,699	L, 14-31
Nov. 21	[17/17] at Ole Miss* (25/25) [TV: 1]	60,705	L, 17-38
Nov. 28	[RV/RV] TEXAS A&M* (rv/rv) [TV: 5-6]	101,803	W, 19-7
Dec. 29	[22/21] vs. Texas Tech [TV: 2-6]	71,307	W, 56-27
	Advocate V100 Texas Bowl; Houston, Texas		

# - Game moved from Columbia, S.C. due to flooding

**OLE MISS REBELS (10-3, 6-2 SEC)**

Home Stadium: Vaught-Hemingway Stadium (59,347)

Sept. 5	[17/15] UT MARTIN [TV: 5-6]	60,186	W, 76-3
Sept. 12	[17/14] FRESNO STATE [TV: 3-6]	60,302	W, 73-21
Sept. 19	[15/11] at Alabama* (2/2) [TV: 2-6]	101,821	W, 43-37
Sept. 26	[3/5] VANDERBILT* [TV: 4-6]	60,654	W, 27-16
Oct. 3	[3/5] at Florida* (25/23) [TV: 2-6]	90,585	L, 10-38
Oct. 10	[14/13] NEW MEXICO STATE [TV: 5-6]	60,154	W, 52-3
Oct. 17	[13/12] at Memphis (rv/22) [TV: 7]	60,241	L, 24-37
Oct. 24	[24/23] TEXAS A&M* (15/16) [TV: 2-6]	60,674	W, 23-3
Oct. 31	[19/21] at Auburn* [TV: 2-6]	87,451	W, 27-19
Nov. 7	[19/19] ARKANSAS* [TV: 1]	60,680	L, 52-53 OT
Nov. 21	[25/25] LSU* (17/17) [TV: 1]	60,705	W, 38-17
Nov. 28	[19/19] at Mississippi State* (23/22) [TV: 3-6]	62,265	W, 38-27
Jan. 1	[16/15] vs. Oklahoma State (13/13) [TV: 2-6]	72,117	W, 48-20
	Allstate Sugar Bowl; New Orleans, La.		

2015 SOUTHEASTERN CONFERENCE TEAM SCHEDULES AND RESULTS

**MISSISSIPPI STATE BULLDOGS (9-4, 4-4 SEC)**

Home Stadium: Davis Wade Stadium at Scott Field (61,337)

Sept. 5	[RV/RV] at Southern Miss [TV: 8]	36,641	W, 34-16
Sept. 12	[25/RV] LSU* (14/15) [TV: 2-6]	62,531	L, 19-21
Sept. 19	[RV/RV] NORTHWESTERN STATE [TV: 2-6]	61,574	W, 62-13
Sept. 26	[RV/RV] at Auburn* (rv/25) [TV: 3-6]	87,451	W, 17-6
Oct. 3	[21/22] at Texas A&M* (14/15) [TV: 5-6]	104,455	L, 17-30
Oct. 10	[RV/RV] TROY [TV: 5-6]	60,866	W, 45-17
Oct. 17	[RV/RV] LOUISIANA TECH [TV: 5-6]	61,651	W, 45-20
Oct. 24	[RV/RV] KENTUCKY* [TV: 5-6]	61,168	W, 42-16
Nov. 5	[24/25] at Missouri* [TV: 2-6]	58,878	W, 31-13
Nov. 14	[20/20] ALABAMA* (3/4) [TV: 1]	62,435	L, 6-31
Nov. 21	[RV/25] at Arkansas* (rv/rv) [TV: 2-6]	71,936	W, 51-50
Nov. 28	[23/22] OLE MISS* (19/19) [TV: 3-6]	62,265	L, 27-38
Dec. 30	[RV/RV] vs. N.C. State [TV: 2-6]	46,423	W, 51-28

Belk Bowl; Charlotte, N.C.

**MISSOURI TIGERS (5-7, 1-7 SEC)**

Home Stadium: Memorial Stadium - Faurot Field (71,168)

Sept. 5	[24/23] SE MISSOURI STATE [TV: 5-6]	64,670	W, 34-3
Sept. 12	[21/21] at Arkansas State* [TV: 10]	29,143	W, 27-20
Sept. 19	[22/20] UCONN [TV: 2-6]	70,079	W, 9-6
Sept. 26	[25/23] at Kentucky* [TV: 5-6]	58,008	L, 13-21
Oct. 3	[--/RV] SOUTH CAROLINA* [TV: 5-6]	66,751	W, 24-10
Oct. 10	FLORIDA* (11/12) [TV: 5-6]	70,767	L, 3-21
Oct. 17	at Georgia* (rv/rv) [TV: 5-6]	92,746	L, 6-9
Oct. 24	at Vanderbilt* [TV: 5-6]	31,128	L, 3-10
Nov. 5	MISSISSIPPI STATE* (24/25) [TV: 2-6]	58,878	L, 13-31
Nov. 14	BYU (rv/rv) (Kansas City) [TV: 5-6]	42,824	W, 20-16
Nov. 21	TENNESSEE* [TV: 3-6]	59,575	L, 8-19
Nov. 27	at Arkansas* (rv/rv) [TV: 1]	72,496	L, 3-28

**SOUTH CAROLINA GAMECOCKS (3-9, 1-7 SEC)**

Home Stadium: Williams-Brice Stadium (80,250)

Sept. 3	[--/RV] vs. North Carolina (Charlotte) [TV: 2-6]	51,664	W, 17-13
Sept. 12	[--/RV] KENTUCKY* [TV: 5-6]	82,178	L, 22-26
Sept. 19	[--/RV] at Georgia* (7/8) [TV: 2-6]	92,746	L, 20-52
Sept. 26	CENTRAL FLORIDA [TV: 4-6]	78,411	W, 31-14
Oct. 3	at Missouri* (--/rv) [TV: 5-6]	66,751	L, 10-24
Oct. 10	LSU* (7/5) [TV: 2-6]	#42,058	L, 24-45
Oct. 17	VANDERBILT* [TV: 5-6]	75,159	W, 19-10
Oct. 31	at Texas A&M* (rv/rv) [TV: 5-6]	102,154	L, 28-35
Nov. 7	at Tennessee* (rv/--) [TV: 5-6]	101,253	L, 24-27
Nov. 14	FLORIDA* (11/10) [TV: 2-6]	78,536	L, 14-24
Nov. 21	CITADEL [TV: 5-6]	77,241	L, 22-23
Nov. 28	CLEMSON (1/1) [TV: 2-6]	81,409	L, 37-32

# - Game moved from Columbia, S.C. due to flooding

**TENNESSEE VOLUNTEERS (9-4, 5-3 SEC)**

Home Stadium: Neyland Stadium (102,455)

Sept. 5	[25/25] vs. Bowling Green (Nashville) [TV: 5-6]	61,323	W, 59-30
Sept. 12	[23/23] OKLAHOMA (19/17) [TV: 2-6]	102,455	L, 24-31 20T
Sept. 19	[RV/RV] WESTERN CAROLINA [TV: 4-6]	102,136	W, 55-10
Sept. 26	[RV/RV] at Florida* (rv/rv) [TV: 1]	90,527	L, 27-28
Oct. 3	[RV/RV] ARKANSAS* [TV: 3-6]	101,265	L, 20-24
Oct. 10	GEORGIA* (19/16) [TV: 1]	102,455	W, 38-31
Oct. 24	at Alabama* (8/8) [TV: 1]	101,821	L, 14-19
Oct. 31	at Kentucky* [TV: 5-6]	60,886	W, 52-21
Nov. 7	[RV/--] SOUTH CAROLINA* [TV: 5-6]	101,253	W, 27-24
Nov. 14	NORTH TEXAS [TV: 5-6]	96,197	W, 24-0
Nov. 21	at Missouri* [TV: 3-6]	59,575	W, 19-8
Nov. 28	[RV/--] VANDERBILT* [TV: 5-6]	98,327	W, 53-28
Jan. 1	[RV/RV] vs. Northwestern (12/12) [TV: 3-6]	53,202	W, 45-6

Outback Bowl; Tampa, Fla.

**TEXAS A&M AGGIES (8-5, 4-4 SEC)**

Home Stadium: Kyle Field (102,512)

Sept. 5	[RV/RV] vs. Arizona State (15/16) [TV: 2-6]	66,308	W, 38-17
Sept. 12	[16/19] BALL STATE [TV: 4-6]	104,213	W, 56-23
Sept. 19	[17/18] NEVADA [TV: 5-6]	102,591	W, 44-27
Sept. 26	[14/15] vs. Arkansas* (Arlington) [TV: 2-6]	67,339	W, 28-21 OT
Oct. 3	[14/15] MISSISSIPPI STATE* (21/22) [TV: 5-6]	104,455	W, 30-17
Oct. 17	[9/10] ALABAMA* (10/9) [TV: 1]	105,733	L, 23-41
Oct. 24	[15/16] at Ole Miss* (24/23) [TV: 2-6]	60,674	L, 3-23
Oct. 31	[RV/RV] SOUTH CAROLINA* [TV: 5-6]	102,154	W, 35-28
Nov. 7	[25/24] AUBURN* [TV: 5-6]	104,625	L, 10-26
Nov. 14	[RV/RV] WESTERN CAROLINA [TV: 4-6]	101,583	W, 41-17
Nov. 21	[RV/RV] at Vanderbilt* [TV: 5-6]	32,482	W, 25-0
Nov. 28	[RV/RV] at LSU* (rv/rv) [TV: 5-6]	101,803	L, 7-19
Dec. 30	[--/RV] vs. Louisville [TV: 2-6]	50,478	L, 21-27

Franklin American Mortgage Music City Bowl; Nashville, Tenn.

**VANDERBILT COMMODORES (4-8, 2-6 SEC)**

Home Stadium: Vanderbilt Stadium (40,350)

Sept. 3	WESTERN KENTUCKY [TV: 5-6]	30,307	L, 12-14
Sept. 12	GEORGIA* (10/9) [TV: 1]	37,185	L, 14-31
Sept. 19	AUSTIN PEAY [TV: 5-6]	31,399	W, 47-7
Sept. 26	at Ole Miss* (3/5) [TV: 4-6]	60,654	L, 16-27
Oct. 3	at Middle Tennessee [TV: 11]	25,411	W, 17-13
Oct. 17	at South Carolina* [TV: 5-6]	75,159	L, 10-19
Oct. 24	MISSOURI* [TV: 5-6]	31,128	W, 10-3
Oct. 31	at Houston (18/19) [TV: 3-6]	29,565	L, 0-34
Nov. 7	at Florida* (11/12) [TV: 2-6]	90,061	L, 7-9
Nov. 14	KENTUCKY* [TV: 5-6]	30,301	W, 21-17
Nov. 21	TEXAS A&M* (rv/rv) [TV: 5-6]	32,482	L, 0-25
Nov. 28	at Tennessee* (rv/--) [TV: 5-6]	98,327	L, 28-53

Team's AP & USA Today Rankings Listed Before Opponent's Name & Opponents' Rankings Listed after its Name (at time of game)

December 6 • SEC Football Championship Game • Atlanta • Georgia Dome • 4 p.m. ET • CBS Sports

**TV Key** - (1) CBS; (2) ESPN; (3) ESPN2; (4) ESPNU; (5) SEC Network; (6) WatchESPN; (7) ABC; (8) Fox Sports 1; (9) ESPNews; (10) ESPN3; (11) CBS Sports Network

\* - SEC Game

## 2015 SEC WEEK-BY-WEEK SCHEDULES AND RESULTS

<p><u>Sept. 3</u> S. Carolina 17, N.Carolina 13 (Charlotte) [TV:2-6] (51,664) Western Kentucky 14, <u>Vanderbilt</u> 12 [TV: 5-6] (30,307)</p>	<p><u>Oct. 10</u> *<u>Alabama</u> 27, Arkansas 14 [TV: 2-6] (101,821) *<u>Florida</u> 21, <u>Missouri</u> 3 [TV: 5-6] (70,767) *<u>Tennessee</u> 38, Georgia 31 [TV: 1] (102,455) *<u>LSU</u> 45, South Carolina 24 [TV: 2-6] (42,058) <u>Ole Miss</u> 52, New Mexico State 3 [TV: 5-6] (60,154) <u>Mississippi State</u> 45, Troy 17 [TV: 5-6] (60,866)</p>	<p>*<u>Tennessee</u> 19, <u>Missouri</u> 8 [TV: 3-6] (59,575) Citadel 23, <u>South Carolina</u> 22 [TV: 5-6] (77,241) *<u>Texas A&amp;M</u> 25, <u>Vanderbilt</u> 0 [TV: 5-6] (32,482)</p>
<p><u>Sept. 5</u> Alabama 35, Wisconsin 17 (Arlington) [TV: 7] (64,279) Arkansas 48, Texas-El Paso 13 [TV: 4-6] (67,708) Auburn 31, Louisville 24 (Atlanta) [TV: 1] (73,927) Florida 61, New Mexico State 13 [TV: 5-6] (90,227) Georgia 51, UL Monroe 14 [TV: 5-6] (92,746) <u>Kentucky</u> 40, UL Lafayette 33 [TV: 4-6] (62,933) McNeese State at LSU [TV: 5-6] (No Contest - Weather) <u>Ole Miss</u> 76, UT Martin 3 [TV: 5-6] (60,186) Mississippi State 34, <u>Southern Miss</u> 16 [TV: 8] (36,641) Missouri 34, SE Missouri State 3 [TV: 5-6] (64,670) Tennessee 59, Bowling Green 30 (Nashville) [TV: 5-6] (61,323) Texas A&amp;M 38, Arizona St. 17 (Houston) [TV: 2-6] (66,308)</p>	<p><u>Oct. 15</u> *<u>Auburn</u> 30, <u>Kentucky</u> 27 [TV: 2-6] (63,407)</p>	<p><u>Nov. 27</u> *<u>Arkansas</u> 28, Missouri 3 [TV: 1] (72,496)</p>
<p><u>Sept. 12</u> <u>Alabama</u> 37, Middle Tennessee 10 [TV: 5-6] (98,568) Toledo 16, Arkansas 12 (Little Rock) [TV: 5-6] (49,591) <u>Auburn</u> 27, Jacksonville State 20 OT [TV: 5-6] (87,451) <u>Florida</u> 31, East Carolina 24 [TV: 3-6] (88,034) *<u>Georgia</u> 31, <u>Vanderbilt</u> 14 [TV: 1] (37,185) *<u>Kentucky</u> 26, <u>South Carolina</u> 22 [TV: 5-6] (82,178) *<u>LSU</u> 21, <u>Mississippi State</u> 19 [TV: 5-6] (62,531) <u>Ole Miss</u> 73, Fresno State 21 [TV: 3-6] (60,302) Missouri 27, <u>Arkansas State</u> 20 [TV: 10] (29,143) Oklahoma 31, <u>Tennessee</u> 24 2OT [TV: 2-6] (102,455) <u>Texas A&amp;M</u> 56, Ball State 23 [TV: 4-6] (104,213)</p>	<p><u>Oct. 17</u> *<u>Alabama</u> 41, <u>Texas A&amp;M</u> 23 [TV: 1] (105,733) *<u>LSU</u> 35, Florida 28 [TV: 2-6] (102,321) *<u>Georgia</u> 9, Missouri 6 [TV: 5-6] (92,746) <u>Memphis</u> 37, Ole Miss 24 [TV: 7] (60,241) <u>Mississippi State</u> 45, Louisiana Tech 20 [TV: 5-6] (61,651) *<u>South Carolina</u> 19, Vanderbilt 10 [TV: 5-6] (75,159)</p>	<p><u>Nov. 28</u> *<u>Alabama</u> 29, <u>Auburn</u> 13 [TV: 1] (87,451) Florida State 27, <u>Florida</u> 2 [TV: 2-6] (90,916) Georgia 13, <u>Georgia Tech</u> 7 [TV: 3-6] (55,000) Louisville 38, <u>Kentucky</u> 24 [TV: 5-6] (62,512) *<u>LSU</u> 19, Texas A&amp;M 7 [TV: 5-6] (101,803) *<u>Ole Miss</u> 38, <u>Mississippi State</u> 27 [TV: 3-6] (62,265) Clemson 37, <u>South Carolina</u> 32 [TV: 2-6] (81,409) *<u>Tennessee</u> 53, Vanderbilt 28 [TV: 5-6] (98,327)</p>
<p><u>Sept. 19</u> *<u>Ole Miss</u> 43, <u>Alabama</u> 37 [TV: 2-6] (101,821) Texas Tech 35, <u>Arkansas</u> 24 [TV: 3-6] (73,334) *<u>LSU</u> 45, Auburn 21 [TV: 1] (102,321) *<u>Florida</u> 14, <u>Kentucky</u> 9 [TV: 5-6] (63,040) *<u>Georgia</u> 52, South Carolina 20 [TV: 2-6] (92,746) <u>Mississippi State</u> 62, NW State 13 [TV: 5-6] (61,574) <u>Missouri</u> 9, UConn 6 [TV: 2-6] (70,079) <u>Tennessee</u> 55, Western Carolina 10 [TV: 4-6] (102,136) <u>Texas A&amp;M</u> 44, Nevada 27 [TV: 5-6] (102,591) <u>Vanderbilt</u> 47, Austin Peay 7 [TV: 5-6] (31,399)</p>	<p><u>Oct. 24</u> *<u>Alabama</u> 19, Tennessee 14 [TV: 1] (101,821) *<u>Arkansas</u> 54, Auburn 46 4OT [TV: 5-6] (72,008) <u>LSU</u> 48, Western Kentucky 20 [TV: 4-6] (101,561) *<u>Ole Miss</u> 23, Texas A&amp;M 3 [TV: 2-6] (60,674) *<u>Mississippi State</u> 42, Kentucky 16 [TV: 5-6] (61,168) *<u>Vanderbilt</u> 10, Missouri 3 [TV: 5-6] (31,128)</p>	<p><u>Dec. 5</u> SEC Football Championship (Atlanta) Alabama 29, Florida 15 [TV: 1] (75,320)</p>
<p><u>Sept. 26</u> <u>Alabama</u> 34, UL Monroe 0 [TV: 5-6] (101,323) *<u>Texas A&amp;M</u> 28, Arkansas 21 OT (Arlington) [TV: 2-6] (67,339) *<u>Mississippi State</u> 17, <u>Auburn</u> 9 [TV: 3-6] (87,451) *<u>Florida</u> 28, Tennessee 27 [TV: 1] (90,527) <u>Georgia</u> 48, Southern 6 [TV: 5-6] (92,746) *<u>Kentucky</u> 21, Missouri 13 [TV: 5-6] (58,008) LSU 34, <u>Syracuse</u> 24 [TV: 2-6] (43,101) *<u>Ole Miss</u> 27, Vanderbilt 16 [TV: 4-6] (60,654) <u>South Carolina</u> 31, Central Florida 14 [TV: 4-6] (78,411)</p>	<p><u>Oct. 31</u> <u>Arkansas</u> 63, UT-Martin 28 [TV: 5-6] (64,206) *<u>Ole Miss</u> 27, <u>Auburn</u> 19 [TV: 2-6] (87,451) *<u>Florida</u> 27, Georgia 3 (Jacksonville) [TV: 1] (84,628) *<u>Tennessee</u> 52, <u>Kentucky</u> 21 [TV: 5-6] (60,866) *<u>Texas A&amp;M</u> 35, South Carolina 28 [TV: 5-6] (102,154) <u>Houston</u> 34, Vanderbilt 0 [TV: 3-6] (29,565)</p>	<p><u>Dec. 29</u> Advocare V100 Texas Bowl • Houston, Texas LSU 56, Texas Tech 27 [TV: 2-6] (71,307)</p>
<p><u>Oct. 3</u> *<u>Alabama</u> 38, <u>Georgia</u> 10 [TV: 1] (92,746) *<u>Arkansas</u> 24, <u>Tennessee</u> 20 [TV: 3-6] (101,265) <u>Auburn</u> 35, San Jose State 21 [TV: 5-6] (87,451) *<u>Florida</u> 38, Ole Miss 10 [TV: 2-6] (90,585) <u>Kentucky</u> 34, Eastern Kentucky 27 OT [TV: 5-6] (63,380) <u>LSU</u> 44, Eastern Michigan 22 [TV: 4-6] (102,321) *<u>Texas A&amp;M</u> 30, Mississippi State 17 [TV: 5-6] (104,455) *<u>Missouri</u> 24, South Carolina 10 [TV: 5-6] (66,751) Vanderbilt 17, <u>Middle Tennessee</u> 13 [TV: 11] (25,411)</p>	<p><u>Nov. 5</u> *<u>Mississippi State</u> 31, <u>Missouri</u> 13 [TV: 2-6] (58,878)</p>	<p><u>Dec. 30</u> Birmingham Bowl • Birmingham, Ala. Auburn 31, Memphis 10 [TV: 2-6] (59,430)</p>
<p><u>Nov. 14</u> *<u>Alabama</u> 31, <u>Mississippi State</u> 6 [TV: 1] (62,435) *<u>Arkansas</u> 31, <u>LSU</u> 14 [TV: 2-6] (101,699) *<u>Georgia</u> 20, <u>Auburn</u> 13 [TV: 1] (87,451) *<u>Florida</u> 24, <u>South Carolina</u> 14 [TV: 2-6] (78,536) *<u>Vanderbilt</u> 21, Kentucky 17 [TV: 5-6] (30,301) Missouri 20, BYU 16 (Kansas City) [TV: 5-6] (42,824) Tennessee 24, North Texas 0 [TV: 5-6] (96,197) <u>Texas A&amp;M</u> 41, Western Carolina 17 [TV: 4-6] (101,583)</p>	<p><u>Nov. 7</u> *<u>Alabama</u> 30, LSU 16 [TV: 1] (101,821) *<u>Arkansas</u> 53, Ole Miss 52 OT [TV: 1] (60,680) *<u>Auburn</u> 26, <u>Texas A&amp;M</u> 10 [TV: 5-6] (104,625) *<u>Florida</u> 9, Vanderbilt 7 [TV: 2-6] (90,061) *<u>Georgia</u> 27, Kentucky 3 [TV: 5-6] (92,746) *<u>Tennessee</u> 27 South Carolina 24 [TV: 5-6] (101,253)</p>	<p><u>Dec. 31</u> Belk Bowl • Charlotte, N.C. Mississippi State 51, vs. N.C. State 28 [TV: 2-6] (46,423)</p>
<p><u>Nov. 21</u> <u>Alabama</u> 56, Charleston Southern 6 [TV: 5-6] (100,611) *<u>Mississippi State</u> 51, <u>Arkansas</u> 50 [TV: 2-6] (71,936) <u>Auburn</u> 56, Idaho 34 [TV: 5-6] (87,451) <u>Florida</u> 20, Florida Atlantic 14 OT [TV: 5-6] (90,107) <u>Georgia</u> 23, Georgia Southern 17 OT [TV: 4-6] (92,746) <u>Kentucky</u> 58, UNC Charlotte 10 [TV: 5-6] (56,195) *<u>Ole Miss</u> 38, LSU 17 [TV: 1] (60,705)</p>	<p><u>Nov. 1</u> *<u>Alabama</u> 19, Tennessee 14 [TV: 1] (101,821) *<u>Arkansas</u> 54, Auburn 46 4OT [TV: 5-6] (72,008) <u>LSU</u> 48, Western Kentucky 20 [TV: 4-6] (101,561) *<u>Ole Miss</u> 23, Texas A&amp;M 3 [TV: 2-6] (60,674) *<u>Mississippi State</u> 42, Kentucky 16 [TV: 5-6] (61,168) *<u>Vanderbilt</u> 10, Missouri 3 [TV: 5-6] (31,128)</p>	<p>Franklin American Music City Bowl • Nashville, Tenn. Louisville 27, Texas A&amp;M 21 [TV: 2-6] (50,478)</p>
	<p><u>Nov. 1</u> *<u>Alabama</u> 30, LSU 16 [TV: 1] (101,821) *<u>Arkansas</u> 53, Ole Miss 52 OT [TV: 1] (60,680) *<u>Auburn</u> 26, <u>Texas A&amp;M</u> 10 [TV: 5-6] (104,625) *<u>Florida</u> 9, Vanderbilt 7 [TV: 2-6] (90,061) *<u>Georgia</u> 27, Kentucky 3 [TV: 5-6] (92,746) *<u>Tennessee</u> 27 South Carolina 24 [TV: 5-6] (101,253)</p>	<p><u>Dec. 1</u> Cotton Bowl National Semifinal • Arlington, Texas Alabama 38, Michigan State 0 [TV: 2-6] (82,812)</p>
	<p><u>Nov. 2</u> *<u>Alabama</u> 37, Middle Tennessee 10 [TV: 5-6] (98,568) Toledo 16, Arkansas 12 (Little Rock) [TV: 5-6] (49,591) <u>Auburn</u> 27, Jacksonville State 20 OT [TV: 5-6] (87,451) <u>Florida</u> 31, East Carolina 24 [TV: 3-6] (88,034) *<u>Georgia</u> 31, <u>Vanderbilt</u> 14 [TV: 1] (37,185) *<u>Kentucky</u> 26, <u>South Carolina</u> 22 [TV: 5-6] (82,178) *<u>LSU</u> 21, <u>Mississippi State</u> 19 [TV: 5-6] (62,531) <u>Ole Miss</u> 73, Fresno State 21 [TV: 3-6] (60,302) Missouri 27, <u>Arkansas State</u> 20 [TV: 10] (29,143) Oklahoma 31, <u>Tennessee</u> 24 2OT [TV: 2-6] (102,455) <u>Texas A&amp;M</u> 56, Ball State 23 [TV: 4-6] (104,213)</p>	<p><u>Jan. 1</u> Outback Bowl • Tampa, Fla. Tennessee 45, Northwestern 6 [TV: 3-6] (53,202)</p>
	<p><u>Nov. 3</u> *<u>Alabama</u> 27, Arkansas 14 [TV: 2-6] (101,821) *<u>Florida</u> 21, <u>Missouri</u> 3 [TV: 5-6] (70,767) *<u>Tennessee</u> 38, Georgia 31 [TV: 1] (102,455) *<u>LSU</u> 45, South Carolina 24 [TV: 2-6] (42,058) <u>Ole Miss</u> 52, New Mexico State 3 [TV: 5-6] (60,154) <u>Mississippi State</u> 45, Troy 17 [TV: 5-6] (60,866)</p>	<p>Buffalo Wild Wings Citrus Bowl • Orlando, Fla. Michigan 41, Florida 7 [TV: 7] (63,113)</p>
	<p><u>Nov. 4</u> *<u>Alabama</u> 41, Texas A&amp;M 23 [TV: 1] (105,733) *<u>LSU</u> 35, Florida 28 [TV: 2-6] (102,321) *<u>Georgia</u> 9, Missouri 6 [TV: 5-6] (92,746) <u>Memphis</u> 37, Ole Miss 24 [TV: 7] (60,241) <u>Mississippi State</u> 45, Louisiana Tech 20 [TV: 5-6] (61,651) *<u>South Carolina</u> 19, Vanderbilt 10 [TV: 5-6] (75,159)</p>	<p>Allstate Sugar Bowl • New Orleans, La. Ole Miss 48, Oklahoma State 20 [TV: 2-6] (72,117)</p>
	<p><u>Nov. 5</u> *<u>Mississippi State</u> 31, <u>Missouri</u> 13 [TV: 2-6] (58,878)</p>	<p><u>Jan. 2</u> Taxslayer Bowl • Jacksonville, Fla. Georgia 24, Penn State 17 [TV: 2-6] (58,212)</p>
	<p><u>Nov. 6</u> *<u>Alabama</u> 19, Tennessee 14 [TV: 1] (101,821) *<u>Arkansas</u> 54, Auburn 46 4OT [TV: 5-6] (72,008) <u>LSU</u> 48, Western Kentucky 20 [TV: 4-6] (101,561) *<u>Ole Miss</u> 23, Texas A&amp;M 3 [TV: 2-6] (60,674) *<u>Mississippi State</u> 42, Kentucky 16 [TV: 5-6] (61,168) *<u>Vanderbilt</u> 10, Missouri 3 [TV: 5-6] (31,128)</p>	<p>Autozone Liberty Bowl • Memphis, Tenn. Arkansas 45, Kansas State 23 [TV: 2-6] (61,136)</p>
	<p><u>Nov. 7</u> *<u>Alabama</u> 30, LSU 16 [TV: 1] (101,821) *<u>Arkansas</u> 53, Ole Miss 52 OT [TV: 1] (60,680) *<u>Auburn</u> 26, <u>Texas A&amp;M</u> 10 [TV: 5-6] (104,625) *<u>Florida</u> 9, Vanderbilt 7 [TV: 2-6] (90,061) *<u>Georgia</u> 27, Kentucky 3 [TV: 5-6] (92,746) *<u>Tennessee</u> 27 South Carolina 24 [TV: 5-6] (101,253)</p>	<p><u>Jan. 11</u> CFP National Championship Game • Glendale, Ariz. Alabama 45, Clemson 40 [TV: 2-6] (75,765)</p>
	<p><u>Nov. 8</u> *<u>Alabama</u> 29, Auburn 13 [TV: 1] (87,451) Florida State 27, <u>Florida</u> 2 [TV: 2-6] (90,916) Georgia 13, <u>Georgia Tech</u> 7 [TV: 3-6] (55,000) Louisville 38, <u>Kentucky</u> 24 [TV: 5-6] (62,512) *<u>LSU</u> 19, Texas A&amp;M 7 [TV: 5-6] (101,803) *<u>Ole Miss</u> 38, <u>Mississippi State</u> 27 [TV: 3-6] (62,265) Clemson 37, <u>South Carolina</u> 32 [TV: 2-6] (81,409) *<u>Tennessee</u> 53, Vanderbilt 28 [TV: 5-6] (98,327)</p>	<p>* SEC Game</p> <p><b>NOTE:</b> Home team game time listed. Home team underlined. SEC team game time listed if non-conference game.</p>



# 2015 SEC FOOTBALL SCHEDULE

(Tentative and Subject to Change)



Date Team	Sept. 5	Sept. 12	Sept. 19	Sept. 26	Oct. 3	Oct. 10	Oct. 17	Oct. 24	Oct. 31	Nov. 7	Nov. 14	Nov. 21	Nov. 28
ALABAMA	WISCONSIN Arlington, Texas	MIDDLE TENNESSEE Tuscaloosa	OLE MISS Tuscaloosa	UL MONROE Tuscaloosa	GEORGIA Athens	ARKANSAS Tuscaloosa	TEXAS A&M College Station	TENNESSEE Tuscaloosa	LSU Tuscaloosa	MISSISSIPPI Starkville	MISSISSIPPI Tuscaloosa	CHARLESTON SOUTHERN Tuscaloosa	AUBURN Auburn
ARKANSAS	TEXAS-EL PASO Fayetteville	TOLEDO Little Rock	TEXAS TECH Fayetteville	TEXAS A&M Arlington, Texas	TENNESSEE Knoxville	ALABAMA Tuscaloosa	KENTUCKY Lexington (Oct. 15)	AUBURN Fayetteville	UT MARTIN Fayetteville	OLE MISS Oxford	LSU Baton Rouge	MISSISSIPPI Fayetteville	MISSOURI Fayetteville (Nov. 27)
AUBURN	LOUISVILLE Atlanta, Ga.	JACKSONVILLE STATE Auburn	LSU Baton Rouge	MISSISSIPPI STATE Auburn	SAN JOSE STATE Auburn	ALABAMA Tuscaloosa	MISSOURI Lexington (Oct. 15)	ARKANSAS Fayetteville	OLE MISS Auburn	TEXAS A&M College Station	GEORGIA Auburn	IDAHO Auburn	ALABAMA Auburn
FLORIDA	NEW MEXICO STATE Gainesville	EAST CAROLINA Gainesville	KENTUCKY Lexington	TENNESSEE Gainesville	OLE MISS Gainesville	MISSOURI Columbia	LSU Baton Rouge	ARKANSAS Fayetteville	GEORGIA Jacksonville	VANDERBILT Gainesville	SOUTH CAROLINA Columbia	FLORIDA ATLANTIC Gainesville	FLORIDA STATE Gainesville
GEORGIA	UL MONROE Athens	VANDERBILT Nashville	SOUTH CAROLINA Athens	SOUTHERN Athens	ALABAMA Athens	TENNESSEE Knoxville	MISSOURI Athens	MISSOURI Athens	FLORIDA Jacksonville	KENTUCKY Athens	AUBURN Auburn	GEORGIA SOUTHERN Athens	GEORGIA TECH Atlanta
KENTUCKY	UL LAFAYETTE Lexington	SOUTH CAROLINA Columbia	FLORIDA Lexington	MISSOURI Lexington	EASTERN KENTUCKY Lexington	MISSOURI Columbia	AUBURN Lexington (Oct. 15)	MISSISSIPPI STATE Starkville	TENNESSEE Lexington	GEORGIA Athens	VANDERBILT Nashville	UNC CHARLOTTE Lexington	LOUISVILLE Lexington
LSU	MCCNEESE STATE Baton Rouge	MISSISSIPPI STATE Starkville	AUBURN Baton Rouge	SYRACUSE Syracuse	EASTERN MICHIGAN Baton Rouge	SOUTH CAROLINA Columbia	FLORIDA Baton Rouge	WESTERN KENTUCKY Baton Rouge	ALABAMA Tuscaloosa	ALABAMA Tuscaloosa	ARKANSAS Baton Rouge	OLE MISS Oxford	TEXAS A&M Baton Rouge
OLE MISS	UT MARTIN Oxford	FRESNO STATE Oxford	ALABAMA Tuscaloosa	VANDERBILT Oxford	FLORIDA Gainesville	NEW MEXICO STATE Oxford	MEMPHIS Memphis	TEXAS A&M Oxford	AUBURN Auburn	ARKANSAS Oxford	MISSISSIPPI Oxford	LSU Oxford	MISSISSIPPI STATE Starkville
MISSISSIPPI STATE	SOUTHERN MISS Hattiesburg	LSU Starkville	NORTHWESTERN STATE Starkville	AUBURN Auburn	TEXAS A&M College Station	TROY Starkville	LOUISIANA TECH Starkville	KENTUCKY Starkville	MISSOURI Columbia (Nov. 5)	MISSOURI Columbia (Nov. 5)	ALABAMA Starkville	ARKANSAS Fayetteville	OLE MISS Starkville
MISSOURI	SE MISSOURI STATE Columbia	ARKANSAS STATE Jonesboro	UCONN Columbia	KENTUCKY Lexington	SOUTH CAROLINA Columbia, Mo.	FLORIDA Columbia	GEORGIA Athens	VANDERBILT Nashville	MISSISSIPPI STATE Columbia (Nov. 5)	BYU Kansas City, Mo.	ARKANSAS Fayetteville	TENNESSEE Columbia	ARKANSAS Fayetteville (Nov. 27)
SOUTH CAROLINA	NORTH CAROLINA Charlotte (Sept. 3)	KENTUCKY Columbia	GEORGIA Athens	CENTRAL FLORIDA Columbia	MISSOURI Columbia, Mo.	LSU Columbia	VANDERBILT Columbia	TEXAS A&M College Station	TEXAS A&M College Station	TENNESSEE Knoxville	FLORIDA Columbia	CITADEL Columbia	CLEMSON Columbia
TENNESSEE	BOWLING GREEN Nashville	OKLAHOMA Knoxville	WESTERN CAROLINA Knoxville	FLORIDA Gainesville	ARKANSAS Knoxville	GEORGIA Knoxville	ALABAMA Tuscaloosa	ALABAMA Tuscaloosa	KENTUCKY Lexington	SOUTH CAROLINA Knoxville	NORTH TEXAS Knoxville	MISSOURI Columbia	VANDERBILT Knoxville
TEXAS A&M	ARIZONA STATE Houston, Texas	BALL STATE College Station	NEVADA College Station	ARKANSAS Arlington, Texas	MISSISSIPPI STATE College Station	ALABAMA College Station	ALABAMA College Station	OLE MISS Oxford	SOUTH CAROLINA College Station	AUBURN College Station	WESTERN CAROLINA College Station	VANDERBILT Nashville	LSU Baton Rouge
VANDERBILT	WESTERN KENTUCKY Nashville (Sept. 3)	GEORGIA Nashville	AUSTIN PEAY Nashville	OLE MISS Oxford	MIDDLE TENNESSEE Murfreesboro	SOUTH CAROLINA Columbia	SOUTH CAROLINA Columbia	MISSOURI Nashville	HOUSTON Houston	FLORIDA Gainesville	KENTUCKY Nashville	TEXAS A&M Nashville	TENNESSEE Knoxville

2015 SEC CHAMPIONSHIP GAME • DECEMBER 5 • ATLANTA, GA.

**2015-16 SEC BOWL SEASON**

### SEC Sets New NCAA Record with Nine Postseason Victories

With the win in the College Football Playoff National Championship Game, the SEC captured its ninth victory of the football postseason. The SEC leads the nation once again in bowl victories, while boasting an equally impressive 82 percent winning percentage in its 11 postseason games.

"There is great satisfaction in hearing 'S-E-C' chanted at stadiums across the south during the last week," said SEC commissioner Greg Sankey. "My congratulations to our football teams for establishing a record reflecting the focus, preparation and competitive spirit of hundreds of student-athletes and their coaches. SEC fans turned out to attend bowl games in impressive numbers and showed the passion that sets our Conference apart. We now look forward to January 11 when Alabama meets Clemson for the SEC's ninth trip to the national title game in the last 10 years."

The SEC has now won 16 games in the last two postseasons, also a record. Eight of the nine victories this season came versus major conference opponents, including a 4-1 record versus Top 25 teams. The average margin of victory in the SEC's postseason wins this postseason is 24 points.

With ten teams advancing to bowl games this season, the SEC became the first conference to send at least 10 teams to postseason bowls in three consecutive seasons. The SEC sent a NCAA-record 12 teams to participate in postseason bowl games in 2014 and has sent no less than eight teams to post-season bowls in each of the last ten seasons.

The SEC owned the previous record for postseason bowl victories with seven wins in 2007, 2013 and 2014.

-SEC-



## 2015 SEC FOOTBALL MEDIA SERVICES

**SEC COACHES TELECONFERENCE****Dates:** Every Wednesday (9/2 - 11/26)**Number:** (877) 381-5694 (Confidential)**Replays:** www.SECsports.com**Order of Appearance (All Times Central)**

10:00 a.m. Les Miles, LSU  
 10:10 a.m. Will Muschamp, South Carolina  
 10:20 a.m. Jim McElwain, Florida  
 10:30 a.m. Derek Mason, Vanderbilt  
 10:40 a.m. Nick Saban, Alabama  
 10:50 a.m. Butch Jones, Tennessee  
 11:00 a.m. Bret Bielema, Arkansas  
 11:10 a.m. Barry Odom, Missouri  
 11:20 a.m. Hugh Freeze, Ole Miss  
 11:30 a.m. Kevin Sumlin, Texas A&M  
 11:40 a.m. Mark Stoops, Kentucky  
 11:50 a.m. Dan Mullen, Mississippi State  
 12:00 p.m. Kirby Smart, Georgia  
 12:10 p.m. Gus Malzahn, Auburn

**SEC FOOTBALL WEEKLY MEDIA SERVICES**

Sundays - Statistics, Standings (Early AM); Early Version of Release (Late PM)

Mondays - Final Statistics (Early AM); Players of the Week (Mid to late AM);

TV Selections (Mid to late AM)

Tuesdays - Entire Release available via email/SECsports.com/CollegePressBox (Mid to late AM)

Wednesdays - Football Coaches Media Teleconference (10 a.m. CT) / Available on SECsports.com (mid-PM)

Thursdays/Fridays - Game previews on SECsports.com and SEC Network

Saturdays - Post-game quotes, notes, books &amp; stats available on CollegePressBox.com; Full gameday coverage at SECsports.com

**SEC COMMUNICATIONS STAFF**

Herb Vincent, Associate Commissioner (hvincent@sec.org / @SECCherbin)

**Chuck Dunlap, Director (cdunlap@sec.org / @SEC\_Chuck)****- Primary SEC Football Contact**

Craig Pinkerton, Director (cpinkerton@sec.org / @SEC\_Craig)

Tammy Wilson, Director (twilson@sec.org / @SEC\_Tammy)

B.C. Romano, Video Director (bcromano@sec.org)

**Ben Beaty, Assistant Director (bbeaty@sec.org / @BenBeaty)****- Secondary Football Contact**

Jill Skotarczak, Assistant Director (jskotarczak@sec.org / @SEC\_Jill)

Courtney Fritts, Assistant/Digital Media (cfritts@sec.org / SEC\_Courtney)

Office Phone: (205) 458-3000 / Fax: (205) 458-3030

**SEC FOOTBALL INFORMATION ON THE INTERNET**

SECsports.com is the official website of the Southeastern Conference. Football information is updated regularly on the site including stats, standings, news and notes. The site also contains video highlights and features during the season.

Collegepressbox.com is the official media website for SEC football. Access and download weekly game notes, quotes, statistics, media guides, photos, logos and more for the conference and each of its 14 member schools throughout the season. Registration information will be distributed to accredited media or you may request more information by sending an email to password@collegepressbox.com.

The SEC also offers a media-only section on its website - www.secsportsmedia.com. The site houses all media information for the other 20 sports the SEC sponsors as well as logos, photos and credentialing for all SEC neutral-site championships, including the SEC Football Championship Game.

**SEC FOOTBALL CONTACTS****ALABAMA - Josh Maxson**

jmaxson@ia.ua.edu

Phone: (205) 348-3631

Secondary Contact: Alex Thompson

athompson@ia.ua.edu

Phone: (205) 348-3550

**ARKANSAS - Patrick Pierson**

pspierso@uark.edu

Phone: (479) 575-7481

Twitter: @pierson\_SID

Secondary Contact: Brandon Langlois

langlois@uark.edu

Phone: (601) 405-5650

**AUBURN - Shelly Poe**

slp0019@auburn.edu

Phone: (479) 575-7430

Twitter: @shellypoe

**Kirk Sampson**

kirk@auburn.edu

Phone: (334) 844-9800

Twitter: @AuburnSID

**FLORIDA - Steve McClain**

stevem@gators.ufl.edu

Phone: (352) 375-4683, ext. 6100

Secondary Contact: Dan Apple

daniela@gators.ufl.edu

Phone: (352) 375-4683, ext. 6199

Secondary Contact: Will Pantages

WillP@gators.ufl.edu

Phone: (352) 375-4683, ext. 6120

**GEORGIA - Claude Felton**

cfeleton@sports.uga.edu

Phone: (706) 542-1621

Secondary Contact: Christopher Lakos

clakos@sports.uga.edu

Secondary Contact: Leland Barrow

leland@sports.uga.edu

**KENTUCKY - Susan Lax**

Slax0@uky.edu

Phone: (859) 257-3838

Twitter: @slax0

**Tony Neely**

tneely@uky.edu; Twitter: @tneel

Secondary Contact: Brent Ingram

bdingr2@email.uky.edu; @UKMR\_BI

Secondary Contact: Evan Crane

wesley.crane@uky.edu; @UKMR\_Evan

**LSU - Michael Bonnette**

mbonnet@lsu.edu

Phone: (225) 578-8226

Twitter: @subonnette

Secondary Contact: Jake Terry

jterry9@lsu.edu

**OLE MISS - Kyle Campbell**

kyle@olemiss.edu

Phone: (662) 915-7522

Twitter: @CampbellKyle

Secondary Contact: Joey Jones

joeyj@olemiss.edu

Phone: (662) 915-7526

**MISSISSIPPI STATE - Bill Martin**

bmartin@athletics.msstate.edu

Phone: (662) 325-0967

Twitter: @MSUBillMartin

Secondary Contact: Kyle Niblett

KNiblett@athletics.msstate.edu; @KyleNiblett

Phone: (662) 325-0971

**MISSOURI - Chad Moller**

mollerc@missouri.edu

Phone: (573) 268-3110

Twitter: @ChadMo1

Secondary Contact: Shawn Davis

davisshaw@missouri.edu

(573) 268-4275

Tyler Koonce

kooncet@missouri.edu

(816) 205-5400

**SOUTH CAROLINA - Steve Fink**

finksc@mailbox.sc.edu

Phone: (803) 777-7987

Secondary Contact: Andrew Kitick

kitick@mailbox.sc.edu

Phone: (803) 777-5257

**TENNESSEE - Ryan Robinson**

ryan.robinson@utk.edu

Phone: (865) 314-0273

Twitter: @RJR\_GOVOLS

Secondary Contact: M.J. Burns

Mburns20@utk.edu

(865) 974-8876

**TEXAS A&M - Alan Cannon**

acannon@athletics.tamu.edu

Phone: (979) 845-5725

Secondary Contact: Brad Marquardt

bmarquardt@athletics.tamu.edu

Secondary Contact: Adam Quisenberry

aquisenberry@athletics.tamu.edu

**VANDERBILT - Larry Leathers**

larry.leathers@vanderbilt.edu

Phone: (615) 480-8226

Secondary Contact: Kyle Parkinson

kyle.parkinson@vanderbilt.edu

Phone: (615) 343-0020

**Primary Contacts in BOLD**

## SEC IN THE POLLS

## Associated Press (Final)

No.	Team	Record	Points
1	<b>ALABAMA(61)</b>	<b>14-1</b>	<b>1525</b>
2	Clemson	14-1	1464
3	Stanford	12-2	1360
4	Ohio State	12-1	1342
5	Oklahoma	11-2	1270
6	Michigan State	12-2	1227
7	TCU	11-2	1098
8	Houston	13-1	1050
9	Iowa	12-2	981
10	<b>OLE MISS</b>	<b>10-3</b>	<b>975</b>
11	Notre Dame	10-3	953
12	Michigan	10-3	911
13	Baylor	10-3	820
14	Florida State	10-3	630
15	North Carolina	11-3	563
16	<b>LSU</b>	<b>9-3</b>	<b>546</b>
17	Utah	10-3	499
18	Navy	11-2	465
19	Oregon	9-4	391
20	Oklahoma State	10-3	372
21	Wisconsin	10-3	332
22	<b>TENNESSEE</b>	<b>9-4</b>	<b>260</b>
23	Northwestern	10-3	203
24	Western Kentucky	12-2	128
25	<b>FLORIDA</b>	<b>10-4</b>	<b>126</b>

Others (SEC Only): Georgia 109, Mississippi State 47, Arkansas 28.

## USA Today Coaches' Poll (Final)

No.	Team	Record	Points
1	<b>ALABAMA(56)</b>	<b>14-1</b>	<b>1400</b>
2	Clemson	14-1	1344
3	Stanford	12-2	1235
4	Ohio State	12-1	1231
5	Oklahoma	11-2	1172
6	Michigan State	12-2	1121
7	TCU	11-2	1020
8	Houston	13-1	928
9	<b>OLE MISS</b>	<b>10-3</b>	<b>919</b>
10	Iowa	12-2	862
11	Michigan	10-3	812
12	Notre Dame	10-3	781
13	Baylor	10-3	763
14	Florida State	10-3	645
15	North Carolina	11-3	543
16	Utah	10-3	499
17	<b>LSU</b>	<b>9-3</b>	<b>485</b>
18	Navy	11-2	402
19	Oklahoma State	10-3	392
20	Oregon	9-4	356
21	Wisconsin	10-3	307
22	Northwestern	10-3	207
23	<b>TENNESSEE</b>	<b>9-4</b>	<b>190</b>
24	<b>GEORGIA</b>	<b>10-3</b>	<b>173</b>
25	<b>FLORIDA</b>	<b>10-4</b>	<b>141</b>

Others (SEC Only): Mississippi State 18, Arkansas 11.

College Football Playoff Rankings  
(Final - Dec. 6)

No.	Team	Record
1	Clemson	13-0
2	<b>ALABAMA</b>	<b>12-1</b>
3	Michigan State	12-1
4	Oklahoma	11-1
5	Iowa	12-1
6	Stanford	11-2
7	Ohio State	11-1
8	Notre Dame	10-2
9	Florida State	10-2
10	North Carolina	11-2
11	TCU	10-2
12	<b>OLE MISS</b>	<b>9-3</b>
13	Northwestern	10-2
14	Michigan	9-3
15	Oregon	9-3
16	Oklahoma State	10-2
17	Baylor	9-3
18	Houston	12-1
19	<b>FLORIDA</b>	<b>10-3</b>
20	<b>LSU</b>	<b>8-3</b>
21	Navy	9-2
22	Utah	9-3
23	<b>TENNESSEE</b>	<b>8-4</b>
24	Temple	10-3
25	USC	8-5

## SEC Nation on The SEC Network

Host Joe Tessitore is joined by analyst Greg McElroy, Marcus Spears and Paul Finebaum on a different SEC campus each week for this two-hour traveling pregame show with game previews, highlights, features and the sights and sounds of game day in the SEC.

## SEC Nation Schedule:

Date	Time (ET)	School/City
Sat, Sept. 5	10 a.m. - Noon	Arkansas/Fayetteville
Sat, Sept. 12	10 a.m. - Noon	Vanderbilt/Nashville
Sat, Sept. 19	10 a.m. - Noon	LSU/Baton Rouge
Sat., Sept. 26	10 a.m. - Noon	Florida/Gainesville
Sat., Oct. 3	10 a.m. - Noon	Georgia/Athens
Sat., Oct. 10	10 a.m. - Noon	Tennessee/Knoxville
Sat., Oct. 17	10 a.m. - Noon	Texas A&M/College Station
Sat., Oct. 24	10 a.m. - Noon	Alabama/Tuscaloosa
Sat., Oct. 31	10 a.m. - Noon	Kentucky/Lexington Jacksonville, Fla.
Thurs., Nov. 5	7:30 p.m. - 9 p.m.	Missouri/Columbia, Mo.
Sat., Nov. 7	10 a.m. - Noon	Ole Miss/Oxford
Sat., Nov. 14	10 a.m. - Noon	Miss. State/Starkville
Sat., Nov. 21	10 a.m. - Noon	South Carolina/Columbia
Sat., Nov. 28	10 a.m. - Noon	Auburn/Auburn
Sat., Dec. 5	1 p.m. - 4 p.m.	SEC Championship Game





SEC IN THE POLLS (AP / USA Today / CFP Ranking)

	ALA	ARK	AUB	UF	UGA	UK	LSU	UM	MSU	MU	USC	UT	A&M	VU
PRESEASON	3/3/--	18/20/--	6/7/--	RV/RV/--	9/9/--	--/RV/--	14/13/--	17/15/--	RV/RV/--	24/23/--	--/RV/--	25/25/--	RV/RV/--	--/--/--
Sept. 6	2/2/--	18/18/--	6/7/--	RV/RV/--	10/9/--	--/--/--	14/15/--	17/14/--	25/RV/--	21/21	--/RV/--	23/23/--	16/19/--	--/--/--
Sept. 13	2/2/--	RV/RV/--	18/15/--	RV/RV/--	7/8/--	--/RV/--	13/14/--	15/11/--	RV/RV/--	22/20/--	--/RV/--	RV/RV/--	17/18/--	--/--/--
Sept. 20	12/12/--	--/--/--	RV/25/--	RV/RV/--	7/6/--	--/--/--	8/9/--	3/5/--	RV/RV/--	25/23/--	--/--/--	RV/RV/--	14/15/--	--/--/--
Sept. 27	13/13/--	--/--/--	--/RV/--	25/23/--	8/6/--	--/RV/--	9/8/--	3/5/--	21/22/--	--/RV/--	--/--/--	RV/RV/--	14/15/--	--/--/--
Oct. 4	8/10/--	--/--/--	--/--/--	12/11/--	19/16/--	--/RV/--	7/5/--	14/13/--	RV/RV/--	--/--/--	--/--/--	--/--/--	9/11/--	--/--/--
Oct. 11	10/9/--	--/--/--	--/--/--	8/11/--	RV/RV/--	RV/RV/--	6/5/--	13/12/--	RV/RV/--	--/--/--	--/--/--	--/RV/--	9/10/--	--/--/--
Oct. 18	8/8/--	--/--/--	--/--/--	13/14/--	RV/25/--	--/--/--	5/5/--	24/23/--	RV/RV/--	--/--/--	--/--/--	--/--/--	15/16/--	--/--/--
Oct. 25	7/7/--	--/--/--	--/--/--	11/12/--	RV/23/--	--/--/--	4/4/--	19/21/--	25/RV/--	--/--/--	--/--/--	--/--/--	RV/RV/--	--/--/--
Nov. 1	7/7	--/--/--	--/--/--	11/12	--/--/--	--/--/--	4/4/--	19/19/--	24/25/--	--/--/--	--/--/--	RV/--/--	25/24	--/--/--
Nov. 8	3/4/4	--/RV/--	--/--/--	11/10/10	--/RV/--	--/--/--	9/9/2	RV/RV/18	20/20/20	--/--/--	--/--/--	--/--/--	RV/RV/19	--/--/--
Nov. 15	3/3/2	RV/RV/--	--/--/--	8/8/11	RV/RV/--	--/--/--	17/17/9	25/25/--	RV/25/17	--/--/--	--/--/--	--/--/--	RV/RV/--	--/--/--
Nov. 22	2/2/2	RV/RV/--	--/--/--	10/9/8	RV/RV/--	--/--/--	RV/RV/15	19/19/22	23/22/--	--/--/--	--/--/--	RV/--/--	RV/RV/--	--/--/--
Nov. 29	2/2/2	RV/--/--	--/--/--	18/15/12	RV/RV/--	--/--/--	23/23/--	16/15/18	RV/RV/21	--/--/--	--/--/--	RV/RV/--	--/RV/--	--/--/--
Dec. 6	2/2/2	RV/--/--	--/--/--	19/18/19	RV/25/--	--/--/--	22/21/20	16/15/12	RV/RV/--	--/--/--	--/--/--	RV/RV/23	--/RV/--	--/--/--
FINAL	1/1/2	RV/RV/--	--/--/--	25/25/19	RV/24/--	--/--/--	16/17/20	10/9/12	RV/RV/--	--/--/--	--/--/--	22/23/23	--/--/--	--/--/--

SEC ATTENDANCE UPDATE

School	Stadium(s)	Capacity	Games	100%+	Total Att.	Average Att.	Pct. of Capacity
Alabama	Bryant-Denny Stadium	101,821	7	4	707,786	101,112	99.30
Arkansas	Donald W. Reynolds Razorback (Fayetteville)	72,000	6	3	421,688	70,281	97.61
	War Memorial (Little Rock)	54,120	1	-	49,591	49,591	91.63
			7	3	471,279	67,326	94.62
Auburn	Pat Dye Field at Jordan-Hare Stadium	87,451	7	7	612,157	87,451	100.00
Florida	Ben Hill Griffin at Stadium at Florida Field	88,548	7	6	630,457	90,065	101.71
Georgia	Sanford Stadium	92,746	7	7	649,222	92,746	100.00
Kentucky	Commonwealth Stadium	61,000	8	5	490,341	61,295	100.48
LSU	Tiger Stadium	102,321	6	3	612,026	102,004	99.69
Ole Miss	Vaught-Hemingway/Hollingsworth Field	59,347	7	7	423,355	60,479	101.91
Miss. State	Davis Wade Stadium at Scott Field	61,337	7	5	432,490	61,784	100.73
Missouri	Memorial Stadium / Faurot Field	71,168	6	-	390,720	65,120	91.50
South Carolina	Williams-Brice Stadium	80,250	6	2	472,934	78,822	98.22
Tennessee	Neyland Stadium/Shields-Watkins Field	102,455	7	2	704,088	100,584	98.17
Texas A&M	Kyle Field	102,512	7	5	725,354	103,622	101.08
Vanderbilt	Vanderbilt Stadium	40,350	6	-	162,495	32,134	79.64
<b>TOTALS</b>		<b>78,495</b>	<b>95</b>	<b>56 (58.95%)</b>	<b>7,514,984</b>	<b>79,105</b>	<b>100.78</b>
Neutral Site Games	[Florida vs. Georgia, Jacksonville]	82,871	1	1	84,628	84,628	102.12
	[Arkansas vs. Texas A&M, Arlington]	71,167	1	-	67,339	67,339	94.62
	[LSU vs. South Carolina, Baton Rouge]	N/A	1	-	42,058	42,058	N/A
	[Missouri vs. BYU, Kansas City]	79,451	1	-	42,824	42,824	53.90
	[SEC Championship Game, Atlanta]	71,500	1	1	75,320	75,320	105.34
<b>TOTALS</b>		<b>78,022</b>	<b>100</b>	<b>58 (58.00%)</b>	<b>7,827,434</b>	<b>78,274</b>	<b>100.32</b>

SEC OVERTIME RECORDS

Team	Total	Pct.	vs. Non-SEC	Last Overtime Game	Number/OTs	Games	Last Game
Alabama	5-8	.385	0-1	Alabama 20, LSU 13 (1) (2014)	7	2	Arkansas 71, Kentucky 63 (2003)
Arkansas	11-6	.647	1-1	Arkansas 53, Ole Miss 52 (1) (2015)	6	1	Tennessee 41, Arkansas 38 (2002)
Auburn	8-7	.533	5-2	Arkansas 54, Auburn 46 (4) (2015)	5	1	Tennessee 51, Alabama 43 (2003)
Florida	5-3	.625	1-0	Florida 20, Florida Atlantic 14 (1) (2015)	4	4	Arkansas 54, Auburn 46 (4) (2015)
Georgia	7-5	.583	4-3	Georgia 23, Georgia Southern 17 (1) (2015)	3	5	Florida 36, Kentucky 30 (2014)
Kentucky	3-5	.375	1-2	Kentucky 34, Eastern Kentucky 27 (1) (2015)	2	11	Oklahoma 31, Tennessee 24 (2015)
LSU	8-6	.571	1-0	Alabama 20, LSU 13 (1) (2014)	1	65	Florida 20, Florida Atlantic 14 (1) (2015)
Ole Miss	6-8	.429	2-1	Arkansas 53, Ole Miss 52 (1) (2015)			Georgia 23, Georgia Southern 17 (1) (2015)
Miss. State	5-4	.556	3-0	Mississippi State 17, Ole Miss 10 (1) (2013)			
Missouri	1-1	.500	0-0	S. Carolina 27, Missouri 24 (2) (2013)			
South Carolina	2-3	.400	0-0	South Carolina 23, Florida 20 (2014)			
Tennessee	11-6	.647	1-2	Oklahoma 31, Tennessee 24 (2) (2015)			
Texas A&M	2-0	1.000	0-0	Texas A&M 28, Arkansas 21 (1) (2015)			
Vanderbilt	2-6	.250	1-2	Tennessee 27, Vanderbilt 21 (1) (2011)			
<b>TOTALS</b>			20-14 (.588)				

**NOTES:**  
 First Overtime Game: Nov. 16, 1996 at Auburn (Georgia 56, Auburn 49 - 4 OT)  
 First Non-Conference Overtime Game: Aug. 30, 1997 at Oxford (Ole Miss 24, Central Florida 23)  
 Longest Current Consecutive Win Streaks in Overtime Games: 4 (Florida)  
 Most Overtime Games in a Year: 12 (2014)

## SEC FOOTBALL PLAYERS OF THE WEEK

## 2015 SEASON

**Week 1 (Games of Sept. 3-5):** Offense - Derrick Henry, RB, Alabama; Defense - Skai Moore, LB, South Carolina; Special Teams - Daniel Carlson, PK, Auburn; Offensive Lineman - Kyler Kerbyson, OL, Tennessee; Defensive Lineman - Daeshon Hall, DL, Texas A&M; Freshman - Christian Kirk, WR/PR/KR, Texas A&M.

**Week 2 (Games of Sept. 12):** Offense - Leonard Fournette, RB, LSU; Defense - Kentrell Brothers, LB, Missouri; Special Teams - Isaiah McKenzie, PR, Georgia; Offensive Lineman - Ethan Pocic, C, LSU; Defensive Lineman - Jordan Jenkins, DL, Georgia; Freshman - Chris Westry, DB, Kentucky.

**Week 3 (Games of Sept. 19):** Offense - Leonard Fournette, RB, LSU; Greyson Lambert, QB, Georgia; Defense - Robert Nkemdiche, DE, Ole Miss; Special Teams - Gary Wunderlich, PK, Ole Miss; Offensive Lineman - Vadal Alexander, OT, LSU; Defensive Lineman - Jonathan Bullard, DL, Florida; Freshman - Preston Williams, WR, Tennessee.

**Week 4 (Games of Sept. 26):** Offense - Leonard Fournette, RB; Defense - Richie Brown, LB, Mississippi State; Special Teams - Christian Kirk, KR/WR, Texas A&M; Offensive Lineman - Fahn Cooper, OT, Ole Miss; Defensive Lineman - Cory Johnson, DT, Kentucky; Freshman - Antonio Callaway, WR, Florida.

**Week 5 (Games of Oct. 3):** Offense - Derrick Henry, RB, Alabama; Defense - Antonio Morrison, LB, Florida; Special Teams - Johnathan Ford, KR, Auburn; Offensive Lineman - Sebastian Tretola, OL, Arkansas; Defensive Lineman - Myles Garrett, DE, Texas A&M; Freshman - Calvin Ridley, WR, Alabama.

**Week 6 (Games of Oct. 10):** Offense - Joshua Dobbs, QB, Tennessee; Defense - Reggie Ragland, LB, Alabama; Special Teams - Reggie Davis, PR/KR, Georgia; Offensive Lineman - Ethan Pocic, C, LSU; Defensive Lineman - Ryan Brown, DE, Mississippi State; Freshman - Derrius Guice, RB, LSU.

**Week 7 (Games of Oct. 15/17):** Offense - Derrick Henry, RB, Alabama; Defense - Lewis Neal, DE, LSU; Special Teams - Marshall Morgan, PK, Georgia; Offensive Lineman - Vadal Alexander, OT, LSU; Defensive Lineman - Myles Garrett, DE, Texas A&M; Freshman - Minkah Fitzpatrick, DB, Alabama.

**Week 8 (Games of Oct. 24):** Offense - Dak Prescott, QB, Mississippi State; Defense - Trae Elston, DB, Ole Miss; Special Teams - JK Scott, P, Alabama; Offensive Lineman - Spencer Pulley, C, Vanderbilt; Defensive Lineman - Marquis Haynes, DE, Ole Miss; Freshman - Dre Greenlaw, LB, Arkansas.

**Week 9 (Games of Oct. 31):** Offense - Chad Kelly, QB, Ole Miss; Defense - Antonio Morrison, LB, Florida; Special Teams - Evan Berry, RS, Tennessee; Offensive Lineman - Mitch Smothers, C, Arkansas; Defensive Lineman - Marquis Haynes, DE, Ole Miss; Freshman - Kyler Murray, QB, Texas A&M.

**Week 10 (Games of Nov. 5/7):** Offense - Brandon Allen, QB, Arkansas; Defense - Alex McCalister, Rush End, Florida; Special Teams - Adam Griffith, PK, Alabama; Offensive Lineman - Ryan Kelly, OL, Alabama; Defensive Lineman - Chris Jones, DE, Mississippi State; Freshman - Darrin Kirkland, LB, Tennessee.

**Week 11 (Games of Nov. 14):** Offense - Derrick Henry, RB, Alabama; Defense - Oren Burks, S, Vanderbilt; Special Teams - Isaiah McKenzie, PR, Georgia; Offensive Lineman - Dan Skipper, OL, Arkansas; Defensive Lineman - Jonathan Allen, DE, Alabama; Freshman - Dre Greenlaw, LB, Arkansas.

**Week 12 (Games of Nov. 21):** Offense - Dak Prescott, QB, Mississippi State; Defense - DeMarquis Gates, LB, Ole Miss; Special Teams - Cyrus Jones, PR, Alabama; Taylor Bertolet, PK, Texas A&M; Offensive Lineman - Coleman Thomas, OL, Tennessee; Defensive Lineman - Marquis Haynes, DE, Ole Miss; Freshman - Mike Edwards, S, Kentucky.

**Week 13 (Games of Nov. 27/28):** Offense - Derrick Henry, RB, Alabama; Defense - Deion Jones, LB, LSU; Special Teams - Adam Griffith, PK, Alabama; Offensive Lineman - Kyler Kerbyson, OL, Tennessee; Defensive Lineman - Robert Nkemdiche, DT, Ole Miss; Deatrich Wise Jr., DE, Arkansas; Freshman - Arden Key, DE, LSU.

## 2014 SEASON

**Week 1 (Games of Aug. 28-31):** Offense - Kenny Hill, QB, Texas A&M; Todd Gurley, RB, Georgia; Defense - Amarlo Herrera, LB, Georgia; Special Teams - Adam Griffith, PK, Alabama; Offensive Lineman - Jon Toth, C, Kentucky; Defensive Lineman - Preston Smith, DE, Mississippi State; Freshman - Daniel Carlson, P, Auburn.

**Week 2 (Games of Sept. 6):** Offense - Maty Mauk, QB, Missouri; Defense - Cliff Coleman, DB, Ole Miss; Special Teams - Elliott Fry, PK, South Carolina; Offensive Lineman - Max Garcia, OL, Florida; Defensive Lineman - Preston Smith, DE, Mississippi State; Freshman - Jalen Hurd, RB, Tennessee.

**Week 3 (Games of Sept. 13):** Offense - Alex Collins, RB, Arkansas; Defense - Shane Ray, DL, Missouri; Special Teams - Kyle Christy, P, Florida; Offensive Lineman - Corey Robinson, OT, South Carolina; Defensive Lineman - Preston Smith, DE, Mississippi State; Freshman - Garrett Johnson, WR, Kentucky.

**Week 4 (Games of Sept. 20):** Offense - Amari Cooper, WR, Alabama; Dak Prescott, QB, Mississippi State; Defense - Joshua Holsey, DB, Auburn; Special Teams - Darrius Sims, KR, Vanderbilt; Offensive Lineman - Ben Beckwith, OL, Mississippi State; Defensive Lineman - Trey Flowers, DE, Arkansas; Freshman - Sony Michel, RB, Georgia.

**Week 5 (Games of Sept. 27):** Offense - Todd Gurley, RB, Georgia; Defense - Deshaun Everett, DB, Texas A&M; Special Teams - Quan Bray, PR/WR, Auburn; Offensive Lineman - Darrian Miller, OT, Kentucky; Defensive Lineman - Shane Ray, DE, Missouri; Freshman - Brandon Harris, QB, LSU.

**Week 6 (Games of Oct. 4):** Offense - Bo Wallace, QB, Ole Miss; Defense - Richie Brown, LB, Mississippi State; Special Teams - Daniel Carlson, PK, Auburn; Offensive Lineman - Ben Beckwith, C/G, Mississippi State; Defensive Lineman - Alvin "Bud" Dupree, DE, Kentucky; Freshman - Jalen Tabor, DB, Florida; Nick Chubb, RB, Georgia.

**Week 7 (Games of Oct. 11):** Offense - Dak Prescott, QB, Mississippi State; Defense - Cody Prewitt, DB, Ole Miss; Special Teams - JK Scott, P, Alabama; Offensive Lineman - Vadal Alexander, OG, LSU; Defensive Lineman - Marquis Haynes, DE, Ole Miss; Freshman - Nick Chubb, RB, Georgia; Leonard Fournette, RB, LSU.

**Week 8 (Games of Oct. 18):** Offense - Nick Chubb, RB, Georgia; Defense - Damian Swann, S, Georgia; Special Teams - JMarcus Murphy, KR/PR, Missouri; Offensive Lineman - Arie Kouandjio, OL, Alabama; Defensive Lineman - Shane Ray, DE, Missouri; Freshman - Marquis Haynes, DE, Ole Miss.

**Week 9 (Games of Oct. 25):** Offense - Josh Robinson, RB, Mississippi State; Amari Cooper, WR, Alabama; Defense - Kendall Beckwith, LB, LSU; Special Teams - Will Gleeson, P, Ole Miss; Offensive Lineman - Sebastian Tretola, OG, Arkansas; Defensive Lineman - Kaleb Eulls, DT, Mississippi State; Freshman - Leonard Fournette, RB, LSU.

**Week 10 (Games of Nov. 1):** Offense - Josh Dobbs, QB, Tennessee; Defense - Kris Frost, LB, Auburn; Special Teams - Mike McNeely, H, Florida; Offensive Lineman - Max Garcia, OL, Florida; Defensive Lineman - Shane Ray, DE, Missouri; Freshman - Johnny McCrary, QB, Vanderbilt.

**Week 11 (Games of Nov. 8):** Offense - Kyle Allen, QB, Texas A&M; Defense - Reggie Ragland, LB, Alabama; Special Teams - Isaiah McKenzie, KR/PR, Georgia; Offensive Lineman - Arie Kouandjio, OG, Alabama; Defensive Lineman - Lorenzo Carter, DL, Georgia; Freshman - Treon Harris, QB, Florida; Nick Chubb, RB, Georgia.

**Week 12 (Games of Nov. 15):** Offense - Russell Hansbrough, RB, Missouri; Defense - Nick Perry, S, Alabama; Martrell Spaight, LB, Arkansas; Special Teams - JK Scott, P, Alabama; Offensive Lineman - Dan Skipper, OT, Arkansas; Defensive Lineman - Derek Barnett, DE, Tennessee; Freshman - Treon Harris, QB, Florida; Nick Chubb, RB, Georgia.

**Week 13 (Games of Nov. 22):** Offense - Dak Prescott, QB, Mississippi State; Defense - Markus Golden, DE, Missouri; Special Teams - Sam Irwin-Hill, P, Arkansas; Offensive Lineman - Ben Beckwith, OG, Mississippi State; Defensive Lineman - Darius Philon, DT, Arkansas; Freshman - Treon Harris, QB, Florida; Nick Chubb, RB, Georgia.

**Week 14 (Games of Nov. 27-29):** Offense - Amari Cooper, WR, Alabama; Defense - Tony Conner, DB, Ole Miss; Special Teams - Andrew Baggett, PK, Missouri; Cameron Sutton, PR, Tennessee; Offensive Lineman - Austin Shepherd, OL, Alabama; Defensive Lineman - C.J. Johnson, DE, Ole Miss; Alvin "Bud" Dupree, DE, Kentucky; Freshman - Leonard Fournette, RB, LSU.

## SEC FOOTBALL NOTES

### SEC FOOTBALL INSTANT REPLAY STATISTICS

	Games Using SEC Replay	Play Stoppages	Plays Overturned	Average Length of Review
2005	77	66	17 (25.76%)	1:53
2006	89	123	29 (32.58%)	1:41
2007	87	139	38 (43.68%)	1:36
2008	85	122	39 (45.91%)	1:24
2009	85	115	28 (32.99%)	1:26
2010	85	119	37 (43.27%)	1:36
2011	86	95	36 (41.86%)	1:37
2012	101	138	52 (51.46%)	1:28
2013	101	146	54 (53.49%)	1:22
2014	101	166	62 (61.38%)	1:28
TOTALS	897	1229	391 (43.58%)	

### 2015 INSTANT REPLAY STATISTICS

	Games Using SEC Replay	Play Stoppages	Plays Overturned	Average Length of Review
Week 1	10	17	5 (29.41%)	1:12
Week 2	10	21	9 (42.86%)	1:21
Week 3	10	17	6 (35.29%)	1:21
Week 4	8	12	8 (66.67%)	1:34
Week 5	8	12	2 (16.67%)	1:07
Week 6	6	8	5 (62.50%)	1:23
Week 7	4	10	3 (30.00%)	1:33
Week 8	6	22	8 (36.37%)	1:24
Week 9	5	11	2 (18.18%)	1:25
Week 10	7	13	5 (28.46%)	1:26
Week 11	8	15	7 (46.67%)	1:23
Week 12	9	18	8 (44.44%)	1:19
Week 13	8	18	6 (33.33%)	1:30
SECCG	1	1	1 (100.00%)	0:28
TOTALS	103	203	76 (37.44%)	1:22

### SEC BOWL ASSIGNMENTS

BIRMINGHAM, Alabama (December 6, 2015) – Ten Southeastern Conference football teams learned their post-season bowl destinations on Sunday. No. 2-ranked Alabama will play No. 3 Michigan State in the Cotton Bowl on the night of December 31 in a semifinal game in the College Football Playoff structure.

In addition to the College Football Playoff system, this marks the second year the conference assigned league schools to a "Pool of Six" bowls that include the Outback Bowl in Tampa, the TaxSlayer Bowl in Jacksonville, the Franklin American Mortgage Music City Bowl in Nashville, the AdvoCare V100 Texas Bowl in Houston, the Belk Bowl in Charlotte and the AutoZone Liberty Bowl in Memphis.

On Sunday, the College Football Playoff committee first selected teams for the national semifinal games, the Goodyear Cotton and Capital One Orange bowl.

The committee later announced the participants in the Allstate Sugar Bowl, Battlefrog Fiesta Bowl, Chick-fil-A Peach Bowl and Rose Bowl presented by Northwestern Mutual.

From the SEC, Ole Miss will play Oklahoma State in the Allstate Sugar Bowl as it is the highest ranked SEC team in the CFP rankings not included in the national semifinals.

Next, the Buffalo Wild Wings Citrus Bowl selected Florida from the SEC to play Michigan from the Big 10 before the SEC assigned teams to the Pool of Six bowls. The selection process for the Pool of Six bowls was based on preferences expressed by the SEC's bowl eligible schools, input from the SEC's affiliated bowls, travel considerations, attention to previous matchups and additional relevant factors.

"The Pool of Six participants are determined after conversations with bowl partners and discussions with school personnel in order to create a lineup of compelling bowl games for our schools and their fans," said SEC Commissioner Greg Sankey. "This process provides an opportunity to create intriguing matchups, consider potential attendance factors and variations of assignments to help prevent repetitive postseason destinations."

Tennessee will play Northwestern in the Outback Bowl, Georgia will meet Penn State in the TaxSlayer Bowl, Texas A&M will play Louisville in the Franklin American Mortgage Music City Bowl, LSU will play Texas Tech in the AdvoCare V100 Texas Bowl, Mississippi State will play North Carolina State in the Belk Bowl and Arkansas will play Kansas State in the AutoZone Liberty Bowl in Memphis.

## 2015 SEC FOOTBALL VIDEO REPLAY

### THE OBJECTIVE

To allow for specific types of officiating calls to be immediately reviewed during all games hosted by SEC teams.

### THE COACHES' CHALLENGE

The head coach may challenge the ruling of any reviewable play. He retains a challenge if his initial challenge is successful and thus results in a reversal by the replay official. The head coach will then have a single challenge that he may use anytime during the game if his team has not used all its timeouts. Thus a team may have a total of two challenges in the game, but only if the first results in a reversal of the on-field ruling. A head coach may not challenge an on-field ruling if all of the team's timeouts have been used for that half or extra period.

### THE SOURCE

All reviewable video comes direct from either the television network broadcasting the game or other TV production facilities that meet established conference standards. The Southeastern Conference has used instant replay since 2005.

### THE PLAYS

#### Scoring Plays

Reviewable plays involving a potential score include:

- A potential touchdown or safety. [Exception: Safety by penalty for fouls that are not specifically reviewable with the exception of the location of the passer when an intentional grounding foul results in a safety.]
- Field goal attempts if and only if the ball is ruled (a) below or above the crossbar or (b) inside or outside the uprights when it is lower than the top of the uprights. If the ball is higher than the top of the uprights as it crosses the end line, the play may not be reviewed.

#### Passes

Reviewable plays involving passes include:

- Pass ruled complete, incomplete or intercepted anywhere in the field of play or an end zone.
- Forward pass touched by a player (eligible or ineligible) or an official.
- Forward pass or forward handing when a ball carrier is or has been beyond the neutral zone.
- A forward pass or forward handing after a change of team possession.
- Pass ruled forward or backward when thrown from behind the neutral zone.
  - If the pass is ruled forward and is incomplete, the play is reviewable only if the ball goes out of bounds or if there is clear recovery of a loose ball in the immediate continuing action after the loose ball or if the ball is out of bounds. If the replay official does not have indisputable video evidence as to which team recovers, the ruling of incomplete pass stands.
  - If the replay official reverses an incomplete forward pass ruling and the ball is recovered, it belongs to the recovering team at the spot of the recovery and any advance is nullified.

# 2015 SEC Football

---

## Dead Ball and Loose Ball

Reviewable plays involving potential dead balls and loose balls include:

- a. Loose ball by a potential passer ruled a fumble.
- b. Loose ball by a passer ruled incomplete forward pass when there is clear recovery in the immediate continuing action after the loose ball.
  1. If the replay official does not have indisputable video evidence as to which team recovers, the ruling of incomplete pass stands.
  2. If the replay official rules fumble, the ball belongs to the recovering team at the spot of the recovery and any advance is nullified.
- c. Live ball not ruled dead in possession of a ball carrier.
- d. Loose ball ruled dead, or live ball ruled dead in possession of a ball carrier when the clear recovery of a loose ball occurs in the immediate continuing action.
  1. If the ball is ruled dead and the replay official does not have indisputable video evidence as to which team recovers, the dead-ball ruling stands.
  2. If the replay official rules that the ball was not dead, it belongs to the recovering team at the spot of the recovery and any advance is nullified.
- e. Ball carrier's forward progress, spot of fumble, or spot of out of bounds backward pass, with respect to a first down.
- f. Catch or recovery of a fumble by a Team A player other than the fumbler before any change of possession during fourth down or a try.
- g. Ball carrier in or out of bounds. If a ball carrier is ruled out of bounds, the play is not reviewable, except as in Rules 12-3-1-a and 12-3-3-d.
- h. Catch, recovery or touching of a loose ball by a player in bounds or out of bounds.
- i. A loose ball touching on or beyond a sideline, goal line, or end line, touching a pylon, or breaking the plane of a goal line.
- j. Catch or recovery of a loose ball in the field of play or an end zone.
- k. Forward fumble that goes out of bounds with respect to a first down.

## Kicks

Reviewable plays involving kicks include:

- a. Touching of a kick.
- b. Player beyond the neutral zone when kicking the ball.
- c. Kicking team player advancing a ball after a potential muffed kick/fumble by the receiving team.
- d. Scrimmage kick crossing the neutral zone.
- e. Blocking by Team A players before they are eligible to touch the ball on an on-side kick.

## Miscellaneous

Situations that may be addressed by the replay official:

- a. The number of players on the field for either team during a live ball.
- b. Clock adjustment and status when a ruling is reviewed.
- c. Clock adjustment at the end of any quarter. If at the end of any quarter the game clock expires, either during a down in which it should be stopped by rule when the ball becomes dead or following the down upon a request for an available team timeout, the replay official may restore time only under these conditions:
  1. The replay official has indisputable video evidence that time should have remained on the game clock when the ball became dead or when the team timeout was granted;
  2. In the second and fourth quarters only, the team in possession when the ball became dead would next put the ball in play from scrimmage (not the try);
  3. In the fourth quarter only, either the score is tied or the team that will next snap the ball is behind by eight points or fewer; and
  4. The replay official's video evidence includes the timeout signal by an official in the case where the game clock should have stopped for a requested team timeout.
- d. Correcting the number of a down.
  1. This includes the result of a penalty enforcement that includes an automatic first down or loss of down.
  2. The correction may be made at any time within that series of downs or before the ball is legally put in play after that series.
- e. Any person who is not a player interfering with live-ball action occurring in the field of play (Rule 9-2-3).
- f. The player disqualification portion and the penalty for targeting fouls under 9-1-3 and 9-1-4. Forcible contact to the head or neck area of the crown of the helmet are reviewable. Note that if the disqualification is reversed and the only foul is Targeting, the 15 yard penalty will not be enforced.

## Limitations on Reviewable Plays

No other plays or officiating decisions are reviewable. However, the replay official may correct egregious errors, including those involving the game clock, whether or not a play is reviewable. This excludes fouls that are not specifically reviewable (Reviewable fouls: Rules 12-3-2-c and d, 12-3-4-b and -e and 12-3-5-a).

## THE PROCESS

Each SEC football stadium has a secured replay booth equipped with the HD Instant Replay system provided by DVSPORT. Three individuals work in the booth for the duration of the game: 1. Replay Official, 2. Communicator, 3. Technician. The Replay Official and the Communicator are selected and assigned by the Conference Office.

A live HD video feed is sent directly to the replay booth from the TV truck. The Technician watches the feed on an input monitor while recording it into the DVSPORT Replay System. The Technician also marks the beginning of each play while the Communicator marks all incoming replays.

Each play and subsequent replay then appears on a touch screen in front of the Replay Technician. As the Technician and the Communicator mark the incoming video, each view will appear as a small picture on the computer touch screen. At any time, the Replay Technician can touch the thumbnail and immediately send that play or replay to the Replay Official.

With the Communicator's assistance, the Replay Official can quickly jump between replays while playing back the video. All replay video navigation is done via a jog shuttle remote controlled by the Replay Official. All video is viewed on an HD monitor that sits in front of the Replay Official. The touch screen is only used to select the replays and to log specific play data in the event a call is overturned.

While all plays are reviewed between the whistle and the beginning of the next play, the Replay Official can stop play on the field by using a pager system. Seven of the eight on-field officials wear pagers. If play is stopped the Referee announces on the stadium PA microphone that play has been stopped so the previous play can be reviewed. The Referee then proceeds to the sideline headset, which provides direct communication to the Replay Official in the booth. Once the play has been reviewed, the Replay Official notifies the Referee, who then announces the decision on the stadium PA system.

## RECENT ADDITIONS

\* Monitors may be used to view a live telecast or webcast in the football coaching booth. The home team is responsible for assuring identical television capability in the coaches' booths of both teams. This capability may not include replay equipment or recorders.

\* If at the end of a half the game clock expires, either during a down in which it should be stopped by rule when the ball becomes dead or following the down upon a request for an available team timeout, the replay official may restore time only under these conditions:

1. The replay official has indisputable video evidence that time should have remained on the game clock when the ball became dead or when the team timeout was granted;
2. The team in possession when the ball became dead would next put the ball in play from scrimmage;
3. In the fourth quarter only, either the score is tied or the team that will next snap the ball is behind by eight points or fewer; and
4. The replay official's video evidence includes the timeout signal by an official in the case where the game clock should have stopped for a requested team timeout.

## THE EQUIPMENT

Each SEC member institution uses the HD Replay System developed by DVSPORT. The replay systems are maintained by the home institution with technical support from DVSPORT.

## SEC BOWL SUCCESS

### NATIONAL CHAMPIONS SINCE 1992

Since the first SEC expansion in 1992, the SEC has the most national championships (AP, USA Today) with 12. During that time, the SEC has had more teams with national titles than any other conference (6). Here is a breakdown:

SEC (12) Florida (2008, 2006, 1996), LSU (2003, 2007), Tennessee (1998), Alabama (1992, 2009, 2011, 2012, 2015), Auburn (2010)

Big 12 (5) Texas (2005), Oklahoma (2000), Nebraska (1994, 1995, 1997)

Big Ten (3) Ohio State (2002, 2014), Michigan (1997)

Pac-10 (2) Southern California (2003, 2004)

ACC (3) Florida State (1993, 1999, 2013)

Big East (1) Miami, Fla. (2001)

The SEC was the first conference to claim four consecutive Associated Press (first poll - 1936), National Football Foundation and College Hall of Fame (first poll - 1959), Football Writers Association of America (first poll - 1954) and USA Today or UPI Coaches Poll (first poll - 1950) national championships.

### SEC IN BOWL GAMES

• Since 2006, the SEC has accrued more bowl wins (65) and appearances (97) than any other conference. The conference's .670 bowl winning percentage is first among FBS leagues during that time.

SEC	65-32	.670
Pac-12	38-26	.594
American	32-24	.571
Mountain West	31-24	.564
Sun Belt	14-12	.538
Conference USA	29-26	.527
Big 12	37-39	.487
Independents	10-12	.455
ACC	36-52	.409
Big Ten	32-50	.390
MAC	15-35	.300

• The SEC is 2-1 in College Football Playoff games and 1-0 in College Football Playoff National Championship Games. The SEC finished 9-2 in BCS National Championship Games (LSU 2-1, Florida 2-0, Alabama 3-0, Tennessee 1-0, Auburn 1-1), 8-1 vs. non-SEC competition. The SEC had the most wins (17) and the highest winning percentage of any conference that has three-or-more appearances in BCS bowl games. The SEC was 17-10 in BCS games (.630 percentage), 16-9 (.640) in non-conference. Since 2006, the SEC has posted a 13-6 (.684) record in BCS/CFP games, more wins, appearances and winning percentage than any other conference.

• During the recent seven-year national championship winning streak, the SEC's average margin of victory in BCS National Championship Games was 17 points, which includes a three point victory over Oregon in 2011, the only game during the streak decided by single digits.

• With conference limits being removed in 2014 with the College Football Playoff, the SEC became the first conference to place three teams in CFP/BCS postseason bowls: Ole Miss (Chick-fil-A); Mississippi State (Orange); Alabama (Sugar/National Semifinal).

• Eight different SEC teams, six from the SEC Western Division, have made BCS/New Year's Six bowl game appearances since 2006: Alabama, Arkansas, Auburn, Florida, Georgia, LSU, Ole Miss and Mississippi State.

### SEC Sets New NCAA Record with Nine Postseason Victories

With the win in the College Football Playoff National Championship Game, the SEC captured its ninth victory of the football postseason. The SEC led nation once again in bowl victories, while boasting an equally impressive 82 percent winning percentage in its 11 postseason games.

"There is great satisfaction in hearing 'S-E-C' chanted at stadiums across the south during the last week," said SEC commissioner Greg Sankey. "My congratulations to our football teams for establishing a record reflecting the focus, preparation and competitive spirit of hundreds of student-athletes and their coaches. SEC fans turned out to attend bowl games in impressive numbers and showed the passion that sets our Conference apart. We now look forward to January 11 when Alabama meets Clemson for the SEC's ninth trip to the national title game in the last 10 years."

The SEC has now won 16 games in the last two postseasons, also a record. Eight of the nine victories this season came versus major conference opponents, including a 4-1 record versus Top 25 teams. The average margin of victory in the SEC's postseason wins this postseason is 24 points.

With ten teams advancing to bowl games this season, the SEC became the first conference to send at least 10 teams to postseason bowls in three consecutive seasons. The SEC sent a NCAA-record 12 teams to participate in postseason bowl games in 2014 and has sent no less than eight teams to post-season bowls in each of the last ten seasons.

The SEC owned the previous record for postseason bowl victories with seven wins in 2007, 2013 and 2014.

### Most Bowl Appearances – Single Season

1. 12 – SEC, 2014
2. 11 – ACC, 2013, 2014
3. 10 – SEC, 2009, 2010, 2013, 2015
  - 10 – ACC, 2008
  - 10 – Big Ten, 2011, 2014, 2015
  - 10 – Pac-12, 2015
6. 9 – SEC, 2000, 2006, 2007, 2011, 2012
  - 9 – ACC, 2010, 2015
  - 9 – Big 12, 2012
  - 9 – Pac 12, 2013

### Most Bowl Wins – Single Season

1. 9 – SEC, 2015 (9-2)
1. 7 – SEC, 2007 (7-2); 2013 (7-3); 2014 (7-5)
2. 6 – SEC, 2013 (5 times); Big 12 (once); Pac-12 (3 times); Big Ten (once)
7. 5 – SEC (7 times); Big 12 (3 times); Pac-10 (twice); ACC (3 times); Big Ten (once)

### 2015-16 Postseason Record by Conference:

Conference	Record	Win Pct.
SEC	9-2	.818
Pac-12	6-4	.600
Big Ten	5-5	.500
ACC	4-6	.400
Big 12	3-4	.429

## SEC IN POST-SEASON BOWLS

BCS NATIONAL CHAMPIONSHIP GAME (9-1)

Jan. 4, 1999 - **Tennessee 23**, Florida State 16  
 Jan. 4, 2004 - **LSU 21**, Oklahoma 14  
 Jan. 8, 2007 - **Florida 41**, Ohio State 14 (at Glendale, Ariz.)  
 Jan. 7, 2008 - **LSU 38**, Ohio State 24 (at New Orleans, La.)  
 Jan. 8, 2009 - **Florida 24**, Oklahoma 14 (at Miami, Fla.)  
 Jan. 7, 2010 - **Alabama 37**, Texas 21 (at Pasadena, Calif.)  
 Jan. 10, 2011 - **Auburn 22**, Oregon 19 (at Glendale, Ariz.)  
 Jan. 9, 2012 - **Alabama 21, LSU 0** (at New Orleans, La.)  
 Jan. 7, 2013 - **Alabama 42**, Notre Dame (at Miami, Fla.)  
 Jan. 6, 2014 - Florida State 34, **Auburn 31** (at Pasadena, Calif.)

COLLEGE FOOTBALL PLAYOFF (2-1)

Jan. 1, 2015 - Ohio State 42, **Alabama 35**  
*Allstate Sugar Bowl*  
 Dec. 31, 2015 - **Alabama 38**, Michigan State 0  
*Goodyear Cotton Bowl*  
 Jan. 11, 2016 - **Alabama 45**, Clemson 40  
*CFP National Championship Game*

CFP National Championship Game (1-0)

Jan. 11, 2016 - **Alabama 45**, Clemson 40  
*CFP National Championship Game*

BUFFALO WILD WINGS CITRUS BOWL (19-12-1)

Dec. 22, 1973 - Miami (OH) 16, **Florida 7**  
 Dec. 21, 1974 - Miami (OH) 21, **Georgia 10**  
 \*Dec. 20, 1975 - Miami (OH) 20, **South Carolina 7**  
 Dec. 22, 1979 - **LSU 34**, Wake Forest 10  
 Dec. 20, 1980 - **Florida 35**, Maryland 20  
 Dec. 18, 1982 - **Auburn 33**, Boston College 26  
 Dec. 17, 1983 - **Tennessee 30**, Maryland 23  
 Dec. 22, 1984 - **Georgia 17**, Florida State 17  
 Jan. 1, 1987 - **Auburn 16**, Southern Cal 7  
 Jan. 1, 1993 - **Georgia 21**, Ohio State 14  
 Jan. 1, 1994 - Penn State 31, **Tennessee 13**  
 Jan. 2, 1995 - **Alabama 24**, Ohio State 17  
 Jan. 1, 1996 - **Tennessee 20**, Ohio State 14  
 Jan. 1, 1997 - **Tennessee 48**, Northwestern 28  
 Jan. 1, 1998 - **Florida 21**, Penn State 6  
 Jan. 1, 1999 - Michigan 45, **Arkansas 31**  
 Jan. 1, 2000 - Michigan State 37, **Florida 34**  
 Jan. 1, 2001 - Michigan 31, **Auburn 28**  
 Jan. 1, 2002 - **Tennessee 45**, Michigan 17  
 Jan. 1, 2003 - **Auburn 13**, Penn State 7  
 Jan. 1, 2004 - **Georgia 34**, Purdue 27 (OT)  
 Jan. 1, 2005 - Iowa 30, **LSU 25**  
 Jan. 2, 2006 - West Virginia 38, **Georgia 35**  
 Jan. 1, 2007 - Wisconsin 17, **Arkansas 14**  
 Jan. 1, 2008 - Michigan 41, **Florida 35**  
 Jan. 1, 2009 - **Georgia 24**, Michigan State 12  
 Jan. 1, 2010 - Penn State 19, **LSU 17**  
 Jan. 1, 2011 - **Alabama 49**, Michigan State 7  
 Jan. 2, 2012 - **South Carolina 30**, Nebraska 13  
 Jan. 1, 2013 - **Georgia 45**, Nebraska 31  
 Jan. 1, 2014 - **South Carolina 34**, Wisconsin 24  
 Jan. 1, 2015 - **Missouri 33**, Minnesota 17  
 Jan. 1, 2016 - Michigan 41, **Florida 7**

OUTBACK BOWL (15-11)

Dec. 23, 1986 - Boston College 27, **Georgia 24**  
 Jan. 2, 1988 - Michigan 28, **Alabama 24**  
 Jan. 2, 1989 - Syracuse 23, **LSU 10**

Jan. 1, 1990 - **Auburn 31**, Ohio State 14  
 Jan. 1, 1993 - **Tennessee 38**, Boston College 23  
 Jan. 1, 1996 - Penn State 43, **Auburn 14**  
 Jan. 1, 1997 - **Alabama 17**, Michigan 14  
 Jan. 1, 1998 - **Georgia 33**, Wisconsin 6  
 Jan. 1, 1999 - Penn State 26, **Kentucky 14**  
 Jan. 1, 2000 - **Georgia 28**, Purdue 25 [OT]  
 Jan. 1, 2001 - **South Carolina 24**, Ohio State 7  
 Jan. 1, 2002 - **South Carolina 31**, Ohio State 28  
 Jan. 1, 2003 - Michigan 38, **Florida 30**  
 Jan. 1, 2004 - Iowa 37, **Florida 17**  
 Jan. 1, 2005 - **Georgia 24**, Wisconsin 21  
 Jan. 2, 2006 - **Florida 31**, Iowa 24  
 Jan. 1, 2007 - Penn State 20, **Tennessee 10**  
 Jan. 1, 2008 - **Tennessee 21**, Wisconsin 17  
 Jan. 1, 2009 - Iowa 31, **South Carolina 10**  
 Jan. 1, 2010 - **Auburn 38**, Northwestern 35 (OT)  
 Jan. 1, 2011 - **Florida 37**, Penn State 24  
 Jan. 2, 2012 - Michigan State 33, **Georgia 30** (OT)  
 Jan. 1, 2013 - **South Carolina 33**, Michigan 28  
 Jan. 1, 2014 - **LSU 21**, Iowa 14  
 Jan. 1, 2015 - Wisconsin 34, **Auburn 31** (OT)  
 Jan. 1, 2016 - **Tennessee 45**, Northwestern 6

CHICK-FIL-A PEACH BOWL (18-16)

Dec. 30, 1968 - **LSU 31**, Florida State 27  
 \*Dec. 30, 1969 - West Virginia 14, **South Carolina 3**  
 Dec. 30, 1971 - **Ole Miss 41**, Georgia Tech 18  
 Dec. 28, 1973 - **Georgia 17**, Maryland 16  
 Dec. 28, 1974 - **Vanderbilt 6**, Texas A&M 6  
 Dec. 31, 1976 - **Kentucky 21**, North Carolina 0  
 Dec. 31, 1981 - West Virginia 26, **Florida 6**  
 Dec. 31, 1982 - Iowa 28, **Tennessee 22**  
 Jan. 2, 1988 - **Tennessee 27**, Indiana 22  
 Dec. 30, 1989 - Syracuse 19, **Georgia 18**  
 Dec. 29, 1990 - **Auburn 27**, Indiana 23  
 Jan. 2, 1993 - North Carolina 21, **Miss. State 17**  
 Dec. 31, 1993 - Clemson 14, **Kentucky 13**  
 Jan. 1, 1995 - N.C. State 28, **Miss. State 24**  
 Dec. 30, 1995 - Virginia 34, **Georgia 27**  
 Dec. 28, 1996 - **LSU 10**, Clemson 7  
 Jan. 2, 1998 - **Auburn 21**, Clemson 17  
 Dec. 31, 1998 - **Georgia 35**, Virginia 33  
 Dec. 30, 1999 - **Miss. State 17**, Clemson 7  
 Dec. 29, 2000 - **LSU 28**, Georgia Tech 14  
 Dec. 31, 2001 - North Carolina 16, **Auburn 10**  
 Jan. 2, 2004 - Clemson 27, **Tennessee 14**  
 Dec. 31, 2004 - Miami (Fla.) 27, **Florida 10**  
 Dec. 30, 2005 - **LSU 40**, Miami (Fla.) 3  
 Dec. 30, 2006 - **Georgia 31**, Virginia Tech 24  
 Dec. 31, 2007 - **Auburn 23**, Clemson 20  
 Dec. 31, 2008 - **LSU 38**, Georgia Tech 3  
 Dec. 31, 2009 - Virginia Tech 37, **Tennessee 14**  
 Dec. 31, 2010 - Florida State 26, **South Carolina 17**  
 Dec. 31, 2011 - **Auburn 43**, Virginia 24  
 Dec. 31, 2012 - Clemson 25, **LSU 24**  
 Dec. 31, 2013 - **Texas A&M 52**, Duke 48  
 Dec. 31, 2014 - TCU 42, **Ole Miss 3**

AUTOZONE LIBERTY BOWL (18-8)

Dec. 19, 1959 - Penn State 7, **Alabama 0**  
 Dec. 21, 1963 - **Mississippi State 16**, N.C. State 12

Dec. 18, 1965 - **Ole Miss 13, Auburn 7**  
 Dec. 16, 1967 - N.C. State 14, **Georgia 7**  
 Dec. 14, 1968 - **Ole Miss 34**, Virginia Tech 17  
 Dec. 13, 1969 - Colorado 47, **Alabama 33**  
 Dec. 20, 1971 - **Tennessee 14**, Arkansas 13  
 Dec. 16, 1974 - **Tennessee 7**, Maryland 3  
 Dec. 20, 1976 - **Alabama 36**, UCLA 6  
 Dec. 23, 1978 - Missouri 20, **LSU 15**  
 Dec. 29, 1982 - **Alabama 21**, Illinois 15  
 Dec. 27, 1984 - **Auburn 21**, Arkansas 15  
 Dec. 27, 1985 - Baylor 21, **LSU 7**  
 Dec. 29, 1986 - **Tennessee 21**, Minnesota 14  
 Dec. 29, 1987 - **Georgia 20**, Arkansas 17  
 Dec. 28, 1989 - **Ole Miss 42**, Air Force 29  
 Dec. 29, 1991 - Air Force 38, **Mississippi State 15**  
 Dec. 31, 1992 - **Ole Miss 13**, Air Force 0  
 Dec. 29, 2006 - **South Carolina 44**, Houston 36  
 Dec. 29, 2007 - **Mississippi State 10**, Central Florida 3  
 Jan. 2, 2009 - **Kentucky 25**, East Carolina 19  
 Jan. 2, 2010 - **Arkansas 20**, East Carolina 17 (OT)  
 Dec. 31, 2010 - Central Florida 10, **Georgia 6**  
 Dec. 31, 2011 - Cincinnati 31, **Vanderbilt 24**  
 Dec. 31, 2013 - **Mississippi State 44**, Rice 7  
 Dec. 29, 2014 - **Texas A&M 45**, West Virginia 37  
 Jan. 2, 2016 - **Arkansas 45**, Kansas State 23

FRANKLIN AMERICAN MORTGAGE MUSIC CITY (7-10)

Dec. 29, 1998 - Virginia Tech 38, **Alabama 7**  
 Dec. 29, 1999 - Syracuse 20, **Kentucky 13**  
 Dec. 28, 2000 - West Virginia 49, **Ole Miss 38**  
 Dec. 28, 2001 - Boston College 20, **Georgia 16**  
 Dec. 30, 2002 - Minnesota 29, **Arkansas 14**  
 Dec. 31, 2003 - **Auburn 28**, Wisconsin 14  
 Dec. 31, 2004 - Minnesota 20, **Alabama 16**  
 Dec. 29, 2006 - **Kentucky 28**, Clemson 20  
 Dec. 31, 2007 - **Kentucky 35**, Florida State 28  
 Dec. 31, 2008 - **Vanderbilt 16**, Boston College 14  
 Dec. 27, 2009 - Clemson 21, **Kentucky 13**  
 Dec. 30, 2010 - North Carolina 30, **Tennessee 27** (OT)  
 Dec. 30, 2011 - **Mississippi State 23**, Wake Forest 17  
 Dec. 31, 2012 - **Vanderbilt 38**, N.C. State 24  
 Dec. 30, 2013 - **Ole Miss 25**, Georgia Tech 17  
 Dec. 30, 2014 - Notre Dame 31, **LSU 28**  
 Dec. 30, 2015 - Louisville 27, **Texas A&M 21**

BIRMINGHAM BOWL (4-2)

Jan. 2, 2010 - Connecticut 20, **South Carolina 7**  
 Jan. 8, 2011 - Pittsburgh 27, **Kentucky 10**  
 Jan. 5, 2013 - **Ole Miss 38**, Pittsburgh 17  
 Jan. 4, 2014 - **Vanderbilt 41**, Houston 24  
 Jan. 3, 2015 - **Florida 28**, East Carolina 20  
 Dec. 30, 2015 - **Auburn 31**, Memphis 10

## SEC IN POST-SEASON BOWLS

INDEPENDENCE BOWL (13-3)

Dec. 10, 1983 - Air Force 9, **Ole Miss 3**  
 Dec. 20, 1986 - **Ole Miss 20**, Texas Tech 17  
 \*Dec. 29, 1991 - **Georgia 24**, Arkansas 15  
 Dec. 29, 1995 - **LSU 45**, Michigan State 26  
 Dec. 31, 1996 - **Auburn 32**, Army 29  
 Dec. 28, 1997 - **LSU 27**, Notre Dame 9  
 Dec. 31, 1998 - **Ole Miss 35**, Texas Tech 18  
 Dec. 31, 1999 - **Ole Miss 27**, Oklahoma 25  
 Dec. 31, 2000 - **Miss. State 43**, Texas A&M 41 [OT]  
 Dec. 27, 2001 - **Alabama 14**, Iowa State 13  
 Dec. 27, 2002 - **Ole Miss 27**, Nebraska 23  
 Dec. 31, 2003 - **Arkansas 27**, Missouri 14  
 Dec. 30, 2005 - Missouri 38, **South Carolina 31**  
 Dec. 28, 2006 - Oklahoma State 34, **Alabama 31**  
 Dec. 30, 2007 - **Alabama 30**, Colorado 24  
 Dec. 28, 2009 - **Georgia 44**, Texas A&M 20  
 Dec. 27, 2014 - **South Carolina 24**, Miami 21

TAXSLAYER BOWL (24-16)

Jan. 1, 1946 - Wake Forest 26, **South Carolina 14**  
 Jan. 1, 1948 - **Georgia 20**, Maryland 20  
 Jan. 1, 1953 - **Florida 14**, Tulsa 13  
 Jan. 1, 1954 - Texas Tech 35, **Auburn 13**  
 Dec. 31, 1954 - **Auburn 33**, Baylor 13  
 Dec. 31, 1955 - **Vanderbilt 25**, Auburn 13  
 Dec. 28, 1957 - **Tennessee 3**, Texas A&M 0  
 Dec. 27, 1958 - **Ole Miss 7**, Florida 3  
 Jan. 2, 1960 - **Arkansas 14**, Georgia Tech 7  
 Dec. 31, 1960 - **Florida 13**, Baylor 12  
 Dec. 29, 1962 - **Florida 17**, Penn State 7  
 Dec. 31, 1966 - **Tennessee 18**, Syracuse 12  
 Dec. 28, 1968 - Missouri 35, **Alabama 10**  
 Dec. 27, 1969 - **Florida 14**, Tennessee 13  
 Jan. 2, 1971 - **Auburn 35**, Ole Miss 28  
 Dec. 31, 1971 - **Georgia 7**, North Carolina 3  
 Dec. 30, 1972 - **Auburn 24**, Colorado 3  
 Dec. 29, 1973 - Texas Tech 28, **Tennessee 19**  
 Dec. 30, 1974 - **Auburn 27**, Texas 3  
 Dec. 29, 1975 - Maryland 13, **Florida 0**  
 Dec. 29, 1980 - Pittsburgh 37, **South Carolina 9**  
 Dec. 28, 1981 - North Carolina 31, **Arkansas 27**  
 Dec. 30, 1983 - **Florida 14**, Iowa 6  
 Dec. 28, 1984 - Oklahoma State 21, **South Carolina 14**  
 Dec. 31, 1987 - **LSU 30**, South Carolina 13  
 Jan. 1, 1989 - **Georgia 34**, Michigan State 27  
 Jan. 1, 1991 - Michigan 35, **Ole Miss 3**  
 Dec. 31, 1992 - **Florida 27**, N.C. State 10  
 Dec. 31, 1993 - **Alabama 24**, North Carolina 10  
 Dec. 30, 1994 - **Tennessee 45**, Virginia Tech 23  
 Jan. 1, 2011 - **Mississippi State 52**, Michigan 14  
 Jan. 2, 2012 - **Florida 24**, Ohio State 17  
 Jan. 1, 2013 - Northwestern 34, **Mississippi State 20**  
 Jan. 1, 2014 - Nebraska 24, **Georgia 19**  
 Jan. 2, 2015 - **Tennessee 45**, Iowa 28  
 Jan. 2, 2015 - **Georgia 24**, Penn State 17

SUGAR BOWL (29-31)

Jan. 1, 1936 - TCU 3, **LSU 2**  
 Jan. 1, 1937 - Santa Clara 21, **LSU 14**  
 Jan. 1, 1938 - Santa Clara 6, **LSU 0**  
 Jan. 1, 1941 - Boston College 19, **Tennessee 13**  
 Jan. 1, 1943 - **Tennessee 14**, Tulsa 7  
 Jan. 1, 1945 - Duke 29, **Alabama 26**  
 Jan. 1, 1947 - **Georgia 20**, North Carolina 10  
 Jan. 1, 1948 - Texas 27, **Alabama 7**  
 Jan. 2, 1950 - Oklahoma 35, **LSU 0**  
 Jan. 1, 1951 - **Kentucky 13**, Oklahoma 7  
 Jan. 1, 1952 - Maryland 28, **Tennessee 13**  
 Jan. 1, 1953 - Georgia Tech 24, **Ole Miss 7**  
 Jan. 1, 1955 - Navy 21, **Ole Miss 0**  
 Jan. 1, 1957 - Baylor 13, **Tennessee 7**  
 Jan. 1, 1958 - **Ole Miss 39**, Texas 7  
 Jan. 1, 1959 - **LSU 7**, Clemson 0  
 Jan. 1, 1960 - **Ole Miss 21**, LSU 0  
 Jan. 2, 1961 - **Ole Miss 14**, Rice 6  
 Jan. 1, 1962 - **Alabama 10**, Arkansas 3  
 Jan. 1, 1963 - **Ole Miss 17**, Arkansas 13  
 Jan. 1, 1964 - **Alabama 12**, Ole Miss 7  
 Jan. 1, 1965 - **LSU 13**, Syracuse 10  
 Jan. 1, 1966 - Missouri 20, **Florida 18**  
 Jan. 2, 1967 - **Alabama 34**, Nebraska 7  
 Jan. 1, 1968 - **LSU 20**, Wyoming 13  
 Jan. 1, 1969 - **Arkansas 16**, Georgia 2  
 Jan. 1, 1970 - **Ole Miss 27**, Arkansas 22  
 Jan. 1, 1971 - **Tennessee 34**, Air Force 13  
 Jan. 1, 1972 - Oklahoma 40, **Auburn 22**  
 Dec. 31, 1973 - Notre Dame 24, **Alabama 23**  
 Dec. 31, 1974 - Nebraska 13, **Florida 10**  
 Dec. 31, 1975 - **Alabama 13**, Penn State 6  
 Jan. 1, 1977 - Pittsburgh 27, **Georgia 3**  
 Jan. 2, 1978 - **Alabama 35**, Ohio State 6  
 Jan. 1, 1979 - **Alabama 14**, Penn State 7  
 Jan. 1, 1980 - **Alabama 24**, Arkansas 9  
 Jan. 1, 1981 - **Georgia 17**, Notre Dame 10  
 Jan. 1, 1982 - Pittsburgh 24, **Georgia 20**  
 Jan. 1, 1983 - Penn State 27, **Georgia 23**  
 Jan. 2, 1984 - **Auburn 9**, Michigan 7  
 Jan. 1, 1985 - Nebraska 28, **LSU 10**  
 Jan. 1, 1986 - **Tennessee 35**, Miami 7  
 Jan. 1, 1987 - Nebraska 30, **LSU 15**  
 Jan. 1, 1988 - **Auburn 16**, Syracuse 16  
 Jan. 2, 1989 - Florida State 13, **Auburn 7**  
 Jan. 1, 1990 - Miami 33, **Alabama 25**  
 Jan. 1, 1991 - **Tennessee 23**, Virginia 22 (19-22)  
 Jan. 1, 1992 - Notre Dame 39, **Florida 28**  
 Jan. 1, 1993 - **Alabama 34**, Miami 13  
 Jan. 1, 1994 - **Florida 41**, West Virginia 7  
 Jan. 2, 1995 - Florida State 23, **Florida 17**  
 Jan. 2, 1997 - **Florida 52**, Florida State 20  
 Jan. 2, 2001 - Miami (Fla.) 37, **Florida 20**

Jan. 1, 2002 - **LSU 47**, Illinois 34  
 Jan. 1, 2003 - **Georgia 26**, Florida State 13  
 Jan. 4, 2004 - **LSU 21**, Oklahoma 14  
 Jan. 3, 2005 - **Auburn 16**, Virginia Tech 13  
 Jan. 3, 2006 - **LSU 41**, Notre Dame 14  
 Jan. 1, 2008 - **Georgia 41**, Hawaii 10  
 Jan. 2, 2009 - Utah 31, **Alabama 17**  
 Jan. 1, 2010 - **Florida 51**, Cincinnati 24  
 Jan. 4, 2011 - Ohio State 31, **Arkansas 26**  
 Jan. 2, 2013 - Louisville 33, **Florida 23**  
 Jan. 2, 2014 - Oklahoma 45, **Alabama 31**  
 Jan. 1, 2015 - Ohio State 42, **Alabama 35**  
 Jan. 1, 2016 - **Ole Miss 48**, Oklahoma State 20

## SEC IN POST-SEASON BOWLS

BELK BOWL (2-0)

Dec. 30, 2014 - **Georgia 37**, Louisville 14  
 Dec. 30, 2015 - **Mississippi State 51**, N.C. State 28

TEXAS BOWL (1-0)

Dec. 29, 2014 - **Arkansas 31**, Texas 7  
 Dec. 29, 2015 - **LSU 56**, Texas Tech 27

ORANGE BOWL (14-15)

Jan. 1, 1936 - Catholic University 20, **Ole Miss 19**  
 Jan. 1, 1937 - Duquesne 13, **Mississippi State 12**  
 Jan. 1, 1938 - **Auburn 6**, Michigan State 0  
 Jan. 2, 1939 - **Tennessee 17**, Oklahoma 0  
 Jan. 1, 1941 - **Mississippi State 14**, Georgetown 7  
 Jan. 1, 1942 - **Georgia 40**, TCU 26  
 Jan. 1, 1943 - **Alabama 37**, Boston College 21  
 Jan. 1, 1944 - **LSU 19**, Texas A&M 14  
 Jan. 1, 1947 - Rice 8, **Tennessee 0**  
 Jan. 1, 1949 - Texas 41, **Georgia 28**  
 Jan. 2, 1950 - Santa Clara 21, **Kentucky 13**  
 Jan. 1, 1953 - **Alabama 61**, Syracuse 6  
 Jan. 1, 1960 - **Georgia 14**, Missouri 0  
 Jan. 1, 1962 - **LSU 25**, Colorado 7  
 Jan. 1, 1963 - **Alabama 17**, Oklahoma 0  
 Jan. 1, 1964 - Nebraska 13, **Auburn 7**  
 Jan. 1, 1965 - Texas 21, **Alabama 17**  
 Jan. 1, 1966 - **Alabama 39**, Nebraska 28  
 Jan. 2, 1967 - **Florida 27**, Georgia Tech 12  
 Jan. 1, 1968 - Oklahoma 26, **Tennessee 24**  
 Jan. 1, 1971 - Nebraska 17, **LSU 12**  
 Jan. 1, 1972 - Nebraska 38, **Alabama 12**  
 Jan. 1, 1974 - Penn State 16, **LSU 9**  
 Jan. 1, 1975 - Notre Dame 13, **Alabama 11**  
 Jan. 1, 1983 - Nebraska 21, **LSU 20**  
 Jan. 2, 1998 - Nebraska 42, **Tennessee 17**  
 Jan. 2, 1999 - **Florida 31**, Syracuse 10  
 Jan. 2, 2002 - **Florida 56**, Maryland 23  
 Dec. 31, 2014 - Georgia Tech 49, **Mississippi State 34**

SEC SETS NEW NCAA RECORD WITH NINE POSTSEASON VICTORIES

With the win in the College Football Playoff National Championship Game, the SEC captured its ninth victory of the football postseason. The SEC led nation once again in bowl victories, while boasting an equally impressive 82 percent winning percentage in its 11 postseason games.

"There is great satisfaction in hearing 'S-E-C' chanted at stadiums across the south during the last week," said SEC commissioner Greg Sankey. "My congratulations to our football teams for establishing a record reflecting the focus, preparation and competitive spirit of hundreds of student-athletes and their coaches. SEC fans turned out to attend bowl games in impressive numbers and showed the passion that sets our Conference apart. We now look forward to January 11 when Alabama meets Clemson for the SEC's ninth trip to the national title game in the last 10 years."

The SEC has now won 16 games in the last two postseasons, also a record. Eight of the nine victories this season came versus major conference opponents, including a 4-1 record versus Top 25 teams. The average margin of victory in the SEC's postseason wins this postseason is 24 points.

With ten teams advancing to bowl games this season, the SEC became the first conference to send at least 10 teams to postseason bowls in three consecutive seasons. The SEC sent a NCAA-record 12 teams to participate in postseason bowl games in 2014 and has sent no less than eight teams to post-season bowls in each of the last ten seasons.

The SEC owned the previous record for postseason bowl victories with seven wins in 2007, 2013 and 2014.

Most Bowl Appearances – Single Season

- 12 – SEC, 2014
- 11 – ACC, 2013, 2014
- 10 – SEC, 2009, 2010, 2013, 2015  
10 – ACC, 2008  
10 – Big Ten, 2011, 2014, 2015  
10 – Pac-12, 2015
- 9 – SEC, 2000, 2006, 2007, 2011, 2012  
9 – ACC, 2010, 2015  
9 – Big 12, 2012  
9 – Pac 12, 2013

Most Bowl Wins – Single Season

- 9 – SEC, 2015 (9-2)
- 7 – SEC, 2007 (7-2); 2013 (7-3); 2014 (7-5)
- 6 – SEC, 2013 (5 times); Big 12 (once); Pac-12 (3 times); Big Ten (once)
- 5 – SEC (7 times); Big 12 (3 times); Pac-10 (twice); ACC (3 times); Big Ten (once)

2015-16 Postseason Record by Conference:

<i>Conference</i>	<i>Record</i>	<i>Win Pct.</i>
SEC	9-2	.818
Pac-12	6-4	.600
Big Ten	5-5	.500
ACC	4-6	.400
Big 12	3-4	.429



SEC IN POST-SEASON BOWLS

SEC IN THE BOWLS

BOWL APPEARANCES

		2015 Bowl
1. ALABAMA	64	Cotton
2. Texas	53	
3. Southern California	52	
Nebraska	52	
5. GEORGIA	51	TaxSlayer
TENNESSEE	51	Outback
7. Oklahoma	49	
8. LSU	47	Texas
Ohio State	47	
10. Penn State	46	
11. Michigan	45	
Florida State	45	
13. Georgia Tech	44	
14. FLORIDA	42	Citrus
15. ARKANSAS	41	Liberty
16. AUBURN	40	Birmingham
17. Clemson	38	
Texas Tech	38	
19. OLE MISS	37	Sugar
TEXAS A&M	37	Music City
Miami (Fla.)	37	
22. UCLA	36	
Washington	36	
Notre Dame	36	
25. West Virginia	35	

BOWL VICTORIES

1. ALABAMA	36
2. Southern California	33
3. GEORGIA	29
4. Oklahoma	28
Penn State	28
6. TENNESSEE	27
7. Texas	26
Florida State	26
Nebraska	26
10. LSU	24
OLE MISS	24
12. Georgia Tech	23
AUBURN	23
14. FLORIDA	21
Michigan	21
Ohio State	21
17. Clemson	19
18. Miami (Fla.)	18
19. Notre Dame	17
TEXAS A&M	17
Washington	17
22. UCLA	16
23. N.C. State	15
Oklahoma State	15
West Virginia	15
ARKANSAS	15

SEC COACHES' BOWL RECORDS

Below is a recap of how each of the current SEC coaches have fared in previous post-season bowl games (alphabetical by school):

Coach	G	W-L-T	Pct.
Nick Saban, Alabama	18	10-8-0	.556
Bret Bielema, Arkansas	8	4-4-0	.500
Gus Malzahn, Auburn	2	1-2-0	.333
Jim McElwain, Florida	2	1-1-0	.500
Kirby Smart, Georgia	0	0-0-0	.000
Mark Stoops, Kentucky	0	0-0-0	.000
Les Miles, LSU	14	8-6-0	.571
Hugh Freeze, Ole Miss	4	3-1-0	.750
Dan Mullen, Miss. State	6	4-2-0	.667
Barry Odom, Missouri	0	0-0-0	.000
Will Muschamp, South Carolina	3	2-1-0	.667
Butch Jones, Tennessee	7	5-2-0	.714
Kevin Sumlin, Texas A&M	6	4-2-0	.667
Derek Mason, Vanderbilt	0	0-0-0	.000

SEC COMPOSITE BOWL RECORD

School	W-L-T	Pct.
Alabama	36-24-3	.595
Arkansas	15-23-3	.434
Auburn	23-15-2	.600
Florida	21-21-0	.500
Georgia	29-19-3	.598
Kentucky	8-7-0	.533
LSU	24-22-1	.521
Ole Miss	24-13-0	.649
Mississippi State	11-8-0	.579
Missouri	15-16-0	.484
South Carolina	8-12-0	.400
Tennessee	27-24-0	.529
Texas A&M	17-20-0	.459
Vanderbilt	4-2-1	.643
<b>OVERALL</b>	<b>262-227-13</b>	<b>.534</b>

LAST APPEARANCE IN BOWL GAMES

Alabama	2016 CFP Champ Game
Arkansas	2015 Liberty
Auburn	2015 Birmingham
Florida	2016 Citrus
Georgia	2015 TaxSlayer
Kentucky	2011 Birmingham
LSU	2015 Texas
Ole Miss	2015 Sugar
Mississippi State	2014 Orange
Missouri	2015 Citrus
South Carolina	2014 Independence
Tennessee	2016 Outback
Texas A&M	2015 Music City
Vanderbilt	2014 Birmingham

SEC TOPS NATION IN BOWL APPEARANCES

The schools that currently comprise the SEC have appeared in 430 bowls (as of 2015-16 bowls). That is by far the most of any conference in the nation. Below is a look at how the various conferences have fared in bowl games in its history (using 2015 conference alignments):

Conference	Bowls	W-L-T	Pct.
SEC	430	229-188-13	.548
Pac-12	313	165-142-6	.537
ACC	341	168-168-5	.500
American	146	70-74-2	.486
Big 12	289	138-147-4	.484
Conference USA	153	73-78-2	.484
Big Ten	333	155-175-3	.470
Mountain West	129	59-67-3	.469
Sun Belt	30	13-17-0	.433
Mid-American	85	34-51-0	.400

SEC vs. OTHER CONFERENCES IN BOWL GAMES

(Using 2015 conference alignments)

Conference	Bowls	W-L-T	Pct.
Big 12	109	55-51-3	.518
Big Ten	91	56-35	.615
ACC	91	54-35-2	.604
American	29	12-16-1	.431
Conference USA	24	19-5-0	.792
Pac-10	23	12-8-3	.587
Mountain West	14	8-6-0	.571
Mid-American	2	0-2-0	.000
Western Athletic	1	1-0-0	1.000

SEC YEAR-BY-YEAR IN POST-SEASON BOWLS

(Since 1992)

Year	Teams	W-L	Pct.
2015	10	9-2	.818
2014	12	7-5	.583
2013	10	7-3	.700
2012	9	6-3	.667
2011	9	6-3	.667
2010	10	5-5	.500
2009	10	6-4	.600
2008	8	6-2	.750
2007	9	7-2	.778
2006	9	6-3	.667
2005	6	3-3	.500
2004	6	3-3	.500
2003	7	5-2	.714
2002	7	3-4	.429
2001	8	5-3	.625
2000	9	4-5	.444
1999	8	4-4	.500
1998	8	4-4	.500
1997	6	5-1	.833
1996	5	5-0	1.000
1995	6	2-4	.333
1994	5	3-2	.600
1993	4	2-2	.500
1992	6	5-1	.833

<b>SEC BOWL RECORDS (INDIVIDUAL)</b> (Top three unless otherwise indicated/# - NCAA Record)
---

**TOTAL OFFENSE****Most Plays**

68 - Hines Ward, Georgia vs. Virginia (1995 Peach)  
 67 - Casey Clausen, Tennessee vs. Clemson (2004 Peach)  
 66 - Dak Prescott, Mississippi State vs. Georgia Tech (2014 Orange)

**Most Total Yards**

533 - Tim Tebow, Florida vs. Cincinnati (2010 Sugar)  
 516 - Johnny Manziel, Texas A&M vs. Oklahoma (2013 Cotton)  
 500 - Dak Prescott, Mississippi State vs. Georgia Tech (2014 Orange)

**Highest Average Per Play**

15.2 - Travin Dural, LSU vs. Notre Dame (2014 Music City)  
 13.7 - Ricardo Louis, Auburn vs. Wisconsin (2015 Outback)

**Most Touchdowns Responsible For**

5 - Kyle Allen, Texas A&M vs. West Virginia (2014 Liberty)  
 5 - Johnny Manziel, Texas A&M vs. Duke (2013 Chick-fil-A)  
 5 - Dak Prescott, Mississippi State vs. Rice (2013 Liberty)  
 5 - Aaron Murray, Georgia vs. Nebraska (2013 Capital One)  
 5 - Casey Clausen, Tennessee vs. Michigan (2002 Citrus)

**RUSHING****Most Attempts**

43 - Fred Taylor, Florida vs. Penn State (1998 Citrus)  
 39 - Errict Rhett, Florida vs. N.C. State (1992 Gator)  
 37 - Ronnie Brown, Auburn vs. Penn State (2003 Capital One)

**Most Net Yards**

266 - Nick Chubb, Georgia vs. Louisville (2014 Belk)  
 250 - Chuck Webb, Tennessee vs. Arkansas (1990 Cotton)  
 234 - Kevin Faulk, LSU vs. Michigan State (1995 Independence)  
 234 - Fred Taylor, Florida vs. Penn State (1998 Citrus)

**Highest Average per Rush**

16.0 - I'Tavius Mathers, Ole Miss vs. Pitt (2013 BBVA Compass) [6 for 96]  
 15.2 - Travin Dural, LSU vs. Notre Dame (2014 Music City) [4 for 61]  
 15.0 - Kenyan Drake, Alabama vs. Michigan State (2016 Cotton Bowl) [4 for 60]  
 13.7 - Ricardo Louis, Auburn vs. Wisconsin (2015 Outback) [3 for 41]  
 13.7 - Brandon Harris, LSU vs. Texas Tech (2015 Texas) [3 for 41]

**Most Rushing Touchdowns**

4 - Domanick Davis, LSU vs. Illinois (2002 Sugar)  
 4 - Leonard Fournette, LSU vs. Texas Tech (2015 Texas)

**All-Purpose Rushing Yards**

#359 - Sherman Williams, Alabama vs. Ohio State (1995 Citrus)  
 267 - Jameon Lewis, Mississippi State vs. Rice (2013 Liberty)  
 266 - Nick Chubb, Georgia vs. Louisville (2014 Belk)

**PASSING****Most Attempts**

59 - Hines Ward, Georgia vs. Virginia (1995 Peach)  
 58 - Shane Matthews, Florida vs. Notre Dame (1992 Sugar)  
 55 - Casey Clausen, Tennessee vs. Clemson (2004 Peach)

**Most Completions**

38 - Whit Taylor, Vanderbilt vs. Air Force (1982 Hall of Fame)  
 33 - David Smith, Alabama vs. Army (1988 Sun)  
 33 - Dak Prescott, Mississippi State vs. Georgia Tech (2014 Orange)

**Most Consecutive Completions**

#19 - Mike Bobo, Georgia vs. Wisconsin (1998 Outback)  
 13 - Jeff Francis, Tennessee vs. Indiana (1988 Peach)  
 12 - Tim Tebow, Florida vs. Cincinnati (2010 Sugar)

**Most Net Yards**

482 - Tim Tebow, Florida vs. Cincinnati (2010 Sugar)  
 453 - Dak Prescott, Mississippi State vs. Georgia Tech (2014 Orange)  
 452 - Whit Taylor, Vanderbilt vs. Air Force (1982 Hall of Fame)

**Most Touchdown Passes Thrown**

5 - Aaron Murray, Georgia vs. Nebraska (2013 Capital One)  
 4 - Peyton Manning, Tennessee vs. Northwestern (1997 Citrus)  
 4 - Rex Grossman, Florida vs. Maryland (2002 Orange)  
 4 - Kyle Allen, Texas A&M vs. West Virginia (2014 Liberty)  
 4 - Dak Prescott, Mississippi State vs. N.C. State (2015 Belk)  
 4 - Chad Kelly, Ole Miss vs. Oklahoma State (2016 Sugar)

**Highest Completion Percentage**

#.929 (26-28) - Mike Bobo, Georgia vs. Wisconsin (1998 Outback)  
 .886 (31-35) - Tim Tebow, Florida vs. Cincinnati (2010 Sugar)  
 .880 (22-25) - Connor Shaw, South Carolina vs. Wisconsin (2014 Capital One)

**RECEIVING****Most Receptions**

#20 - Norman Jordan, Vanderbilt vs. Air Force (1982 Hall of Fame)  
 14 - Josh Reed, LSU vs. Illinois (2002 Sugar)  
 12 - Hines Ward, Georgia vs. Wisconsin (1998 Outback)  
 12 - Darvin Adams, Auburn vs. Northwestern (2010 Outback)

**Most Yards**

239 - Josh Reed, LSU vs. Illinois (2002 Sugar)  
 220 - Jameon Lewis, Mississippi State vs. Rice (2013 Liberty)  
 208 - O.J. Howard, Alabama vs. Clemson (2016 CFP National Championship)  
 205 - Tavarres King, Georgia vs. Michigan State (2012 Outback)

**Highest Average per Reception**

68.0 (2-136) - Chris Conley, Georgia vs. Nebraska (2013 Capital One)  
 49.8 (4-199) - Peerless Price, Tennessee vs. Florida State (1999 Fiesta)  
 41.6 (5-208) - O.J. Howard, Alabama vs. Clemson (2016 CFP National Championship)

**Most TD Receptions**

3 - Six Times [Most Recent: Laquon Treadwell, Ole Miss vs. Oklahoma State, 2016 Sugar]

**SCORING****Most Points**

30 - Leonard Fournette, LSU vs. Texas Tech (2015 Texas)  
 24 - Domanick Davis, LSU vs. Illinois (2002 Sugar)  
 19 - Bobby Luna, Alabama vs. Syracuse (1953 Orange) [2 TD, 7 PAT]

**Most Touchdowns**

5 - Leonard Fournette, LSU vs. Texas Tech (2015 Texas)  
 4 - Domanick Davis, LSU vs. Illinois (2002 Sugar)

**KICKING****Most Field Goals Made**

#5 - Tim Rogers, Mississippi State vs. N.C. State (1995 Peach)  
 #5 - Arden Czyzewski, Florida vs. Notre Dame (1992 Sugar)  
 #5 - Jeremy Shelley, Alabama vs. LSU (2012 BCS Championship)  
 4 - Marshall Morgan, Georgia vs. Nebraska (2014 Gator)  
 4 - Billy Bennett, Georgia vs. Florida State (2003 Sugar)  
 4 - Kanon Parkman, Georgia vs. Virginia (1995 Peach)  
 4 - Tim Davis, Alabama vs. Ole Miss (1964 Sugar)

**Most Points by a Kicker**

16 - Tim Rogers, Mississippi State vs. N.C. State (1995 Peach) [5 FG, 1 PAT]  
 16 - Arden Czyzewski, Florida vs. Notre Dame (1992 Sugar) [5 FG, 1 PAT]  
 15 - Jeremy Shelley, Alabama vs. LSU (2012 BCS Championship) [5 FGs]

**PUNTING****Highest Average per Punt**

55.0 - JK Scott (Alabama) vs. Ohio State (2015 Sugar) [7-385]  
 54.0 - Johnny Townsend (Florida) vs. Michigan (2016 Citrus) [4-216]  
 52.3 - Chris Hogue, Tennessee vs. Nebraska (1998 Orange) [6-314]  
 50.0 - Dana Moore, Mississippi State vs. Nebraska (1980 Sun) [5-250]

**RETURN YARDAGE****Most Kickoff Return Yards**

196 - Kenyan Drake, Alabama vs. Clemson (2016 CFP National Championship)  
 146 - Sherman Williams, Alabama vs. Miami (1993 Sugar)  
 132 - Dale Carter, Tennessee vs. Penn State (1992 Fiesta)

**Most Punt Return Yards**

108 - Freddie Milons, Alabama vs. Michigan (2000 Orange)  
 106 - Marshay Green, Ole Miss vs. Oklahoma State (2010 Cotton)  
 95 - Sherman Williams, Alabama vs. Miami (1993 Sugar)

**DEFENSE****Most Interceptions**

3 - Bud McClinton, Auburn vs. Arizona (1968 Sun)  
 3 - Tommy Luke, Ole Miss vs. Texas (1966 Bluebonnet)  
 3 - Ray Brown, Ole Miss vs. Texas (1958 Sugar)

**Most Total Tackles**

#31 - Lee Roy Jordan, Alabama vs. Oklahoma (1963 Orange)  
 20 - Carl Zander, Tennessee vs. Maryland (1984 Sun)  
 19 - Kevin Minter, LSU vs. Clemson (2012 Chick-Fil-A)

**Most Sacks**

4.5 - Reggie McKenzie, Tennessee vs. Maryland (1984 Sun)  
 3 - Eight Times [Most Recent: Dante Fowler, Florida vs. East Carolina, 2015 Birmingham]

**Most Pass Deflections**

4 - Five Players [Most Recent: Chris Cummings, LSU vs. Notre Dame, 1997 Independence]

## SEC BOWL RECORDS (TEAM) (Top three unless otherwise indicated/# - NCAA Records)

## TOTAL OFFENSE

**Most Plays**

97 - LSU vs. Illinois (2002 Sugar)  
 95 - Georgia vs. Virginia (1995 Peach)  
 95 - LSU vs. Texas (2003 Cotton)

**Most Plays, Both Teams**

187 - Missouri (91) vs. Oklahoma State (96) (2014 Cotton)  
 171 - Auburn (82) vs. Arizona (89) (1968 Sun)  
 169 - Tennessee (77) vs. Purdue (92) (1979 Bluebonnet)

**Most Yards**

659 - Florida vs. Maryland (2002 Orange)  
 659 - Florida vs. Cincinnati (2010 Sugar)  
 638 - LSU vs. Texas Tech (2015 Texas)  
 633 - Texas A&M vs. Oklahoma (2013 Cotton)

**Most Yards, Both Teams**

1,202 - Texas A&M (541) vs. Duke (661) (2013 Chick-fil-A)  
 1,182 - Mississippi State (605) vs. Georgia Tech (577) (2014 Orange)  
 1,048 - Ole Miss (333) vs. Michigan (715) (1991 Gator)

**Highest Average per Play**

10.3 (62-638) - LSU vs. Texas Tech (2015 Texas)  
 9.6 (66-633) - Texas A&M vs. Oklahoma (2013 Cotton)  
 9.4 (70-659) - Florida vs. Cincinnati (2010 Sugar)  
 8.9 (74-659) - Florida vs. Maryland (2002 Orange)  
 8.4 (68-569) - Arkansas vs. Kansas State (2015 Liberty Bowl)  
 8.4 (52-436) LSU vs. Notre Dame (2014 Music City)  
 8.3 (71-589) - Georgia vs. Nebraska (2013 Capital One)

## RUSHING

**Most Attempts**

68 - Mississippi State vs. North Carolina (1974 Sun)

**Most Attempts, Both Teams**

#122 - Mississippi State (68) vs. North Carolina (54) (1974 Sun)  
 116 - Alabama (46) vs. Colorado (70) (1969 Liberty)  
 113 - Auburn (42) vs. Missouri (71) (1973 Sun)

**Most Net Yards**

455 - Mississippi State vs. North Carolina (1974 Sun)  
 423 - Auburn vs. Baylor (1954 Gator)

**Most Net Yards, Both Teams**

732 - Mississippi State (455) vs. North Carolina (277) (1974 Sun)  
 681 - Tennessee (320) vs. Arkansas (361) (1990 Cotton)  
 628 - Alabama (155) vs. Colorado (473) (1969 Liberty)

**Highest Rushing Average**

10.5 (31-326) - Texas A&M vs. Oklahoma (2013 Cotton)

## PASSING

**Most Attempts**

59 - Georgia vs. Virginia (1995 Peach)  
 58 - Florida vs. Notre Dame (1992 Sugar)  
 56 - Tennessee vs. Clemson (2004 Peach)

**Most Attempts, Both Teams**

111 - Auburn (33) vs. Northwestern (78) (OT) (2010 Outback)  
 101 - Missouri (44) vs. Oklahoma State (57) (2014 Cotton)  
 100 - Kentucky (50) vs. Florida State (50) (2007 Music City)

**Most Completions**

38 - Vanderbilt vs. Air Force (1982 Hall of Fame)  
 33 - Alabama vs. Army (1988 John Hancock)  
 33 - Florida vs. Maryland (2002 Orange)  
 33 - Mississippi State vs. Georgia Tech (2014 Orange)

**Most Completions, Both Teams**

67 - Auburn (20) vs. Northwestern (47) (OT) (2010 Outback)  
 59 - Texas A&M (30) vs. Duke (29) (2013 Chick-fil-A)  
 58 - Florida (31) vs. Cincinnati (27) (2010 Sugar)  
 58 - Texas A&M (23) vs. Oklahoma (35) (2013 Cotton)

**Most Yards**

482 - Florida vs. Cincinnati (2010 Sugar)  
 456 - Florida vs. Maryland (2002 Orange)  
 453 - Mississippi State vs. Georgia Tech (2014 Orange)

**Most Yards, Both Teams**

809 - Texas A&M (382) vs. Duke (427) (2013 Chick-fil-A)  
 774 - Florida (449) vs. Florida State (325) (1995 Sugar)  
 767 - Auburn (235) vs. Northwestern (532) (2010 Outback)

**Highest Completion Percentage**

.900 (9-10) - Ole Miss vs. Air Force (1992 Liberty)  
 .897 (26-29) - Georgia vs. Wisconsin (1998 Outback)  
 .885 (23-26) - South Carolina vs. Wisconsin (2014 Capital One)

## SCORING

**Most Touchdowns**

9 - Alabama vs. Syracuse (1953 Orange)  
 8 - LSU vs. Texas Tech (2015 Texas)  
 8 - Florida vs. Maryland (2002 Orange)  
 7 - LSU vs. Illinois (2002 Sugar)  
 7 - Florida vs. Cincinnati (2010 Sugar)  
 7 - Mississippi State vs. N.C. State (2015 Belk)

**Most Touchdowns, Both Teams**

12 - Texas A&M (6) vs. Duke (6) (2013 Chick-fil-A)  
 12 - LSU (7) vs. Illinois (5) (2002 Sugar)  
 12 - LSU (8) vs. Texas Tech (4) (2015 Texas)  
 11 - Mississippi State (7) vs. N.C. State (4) (2015 Belk)  
 11 - Mississippi State (4) vs. Georgia Tech (7) (2014 Orange)  
 11 - Florida (8) vs. Maryland (3) (2002 Orange)  
 11 - Ole Miss (4) vs. West Virginia (7) (2000 Music City)  
 11 - Florida (3) vs. Nebraska (8) (1996 Fiesta)  
 11 - Alabama (6) vs. Clemson (5) (2016 CFP National Championship)

**Most Field Goals**

#5 - Mississippi State vs. N.C. State (1995 Peach)  
 #5 - Florida vs. Notre Dame (1992 Sugar)  
 #5 - Alabama vs. LSU (2012 BCS Championship)  
 4 - Georgia vs. Nebraska (2014 Gator)  
 4 - Alabama vs. Ole Miss (1964 Sugar)  
 4 - Georgia vs. Florida State (2003 Sugar)  
 4 - LSU vs. Miami, Fla. (2006 Peach)

**Most Field Goals, Both Teams**

#7 - Mississippi State (5) vs. N.C. State (2) (1995 Peach)  
 6 - Florida (5) vs. Notre Dame (1) (1992 Sugar)  
 6 - Auburn (3) vs. Syracuse (3) (1988 Sugar)  
 6 - Tennessee (1) vs. Maryland (5) (1983 Citrus)

**Most Points Scored**

61 - Alabama vs. Syracuse (1953 Orange)  
 56 - LSU vs. Texas Tech (2015 Texas)  
 56 - Florida vs. Maryland (2002 Orange)  
 52 - Texas A&M vs. Duke (2013 Chick-fil-A)  
 52 - Florida vs. Florida State (1997 Sugar)

**Most Points Scored, Both Teams**

100 - Texas A&M (52) vs. Duke (48) (2013 Chick-fil-A)  
 87 - Ole Miss (38) vs. West Virginia (49) (2000 Music City)  
 86 - Florida (24) vs. Nebraska (62) (1996 Fiesta)  
 85 - Alabama (45) vs. Clemson (40) (2016 CFP National Championship)

## MISCELLANEOUS RECORDS

**Most First Downs**

33 - Mississippi State vs. Georgia Tech (2015 Orange)  
 32 - LSU vs. Illinois (2002 Sugar)  
 32 - Tennessee vs. Texas A&M (2005 Cotton)

**Most Punts**

16 - Alabama vs. Texas A&M (1942 Cotton)  
 15 - Tennessee vs. Rice (1947 Orange)  
 14 - LSU vs. Santa Clara (1938 Sugar)

**Highest Punting Average**

55.0 (7-385) - Alabama vs. Ohio State (2015 Sugar)  
 54.0 (4-216) - Florida vs. Michigan (2016 Citrus)  
 52.3 (6-314) - Tennessee vs. Nebraska (1998 Orange)  
 50.0 (5-250) - Mississippi State vs. Nebraska (1980 Sun)

**Most Fumbles**

#11 - Ole Miss vs. Alabama (1964 Sugar)  
 7 - Five Times

**Most Fumbles Lost**

#6 - Ole Miss vs. Alabama (1964 Sugar) (11 fumbles)  
 5 - Georgia vs. Stanford (1978 Bluebonnet) (6 fumbles)  
 5 - Auburn vs. Texas (1974 Gator) (7 fumbles)  
 5 - Georgia vs. Arkansas (1969 Sugar) (7 fumbles)  
 5 - Auburn vs. Vanderbilt (1955 Gator) (5 fumbles)

**Most Penalties**

#21 - Mississippi State vs. Clemson (1999 Peach)  
 18 - Alabama vs. Michigan (2000 Orange)

**Most Yards Penalized**

188 - Mississippi State vs. Clemson (1999 Peach)  
 140 - Auburn vs. Northwestern (2010 Outback)  
 132 - Alabama vs. Michigan (2000 Orange)

**Fewest Rushing Yards Allowed**

-48 - Alabama vs. Michigan State (28 attempts) (2011 Capital One)

**Largest Deficit Overcome to Win**

25 - Georgia (28) vs. Purdue (25) (2000 Outback) (UGA trailed 25-0 in 2nd quarter)

# 2015 SEC Football

## SEC FOOTBALL (2006-15) ... SECOND TO NONE

During the last 10 years (2006-15), Southeastern Conference football has experienced success that is unparalleled in its football history and in the history of college football. During this tenure, the SEC's achievements have been demonstrated by:

- Triumphs in major bowl games, including the National Championship Game
- Non-conference success in regular season and bowl games
- Defeating highly-ranked non-conference teams
- Success in the polls and rankings
- Individual awards and All-America Teams
- Academic and Community Service Standouts
- Continued accomplishments of former SEC student-athletes in the NFL and NFL Draft

### SEC IN THE CFP/BCS ERA (Since 1998)

• The SEC has won eight of the last 10 national championships, 10 of the 18 BCS/CFP-era National Championships, two runner-up finishes and 24 overall national titles (AP, BCS, FWAA, coaches poll) in SEC history. The SEC has appeared in nine of the last 10 National Championship Games and in 10 of the 16 BCS Championship Games, winning nine.

• Four different SEC schools have won the National Championship since 2006 (Auburn, 2010; Alabama, 2009, 2011, 2012, 2015; Florida, 2006 and 2008; LSU, 2007). Tennessee (1998) and LSU (2003) have also won the former BCS crown. Auburn appeared in the 2013 BCS Championship Game, as did LSU in 2011. A team from the SEC Western Division had advanced to five consecutive national championship games prior to the 2014 season, when Alabama lost in the CFP semifinals. The Big 12 (Texas and Oklahoma) and the ACC (Miami and Florida State) have each had two schools win titles since 1998.

• Since 2006, half of the slots in the National Championship Game have been taken by SEC teams (11 of 22). The Big Ten has three, while the Big 12, Pac-12 and ACC have two each.

• A SEC team has led or tied for the lead at the end of 29 of the last 40 quarters of National Championship Game play.

• The SEC has had more teams ranked in the BCS/CFP standings for the most times than any other conference since 2006. The league has had 13 of its 14 teams ranked at one time or another since 2006. Vanderbilt is the only team to not appear in the BCS/CFP rankings during this time, however, the Commodores finished ranked in the Top 25 in both 2012 and 2013 after bowl games with 9-4 records. The BCS/CFP does not produce a poll following bowl games.

• Since 2006, the SEC has posted 10 wins in BCS - now New Year's Six/Access bowls - more wins than any other conference. Here are the BCS/CFP bowl records of all conferences since 2006:

SEC	13-9	.591
Pac-12	9-6	.600
Big Ten	9-11	.450
AAC	6-3	.667
ACC	6-9	.400
Big 12	6-10	.375
Mountain West	3-1	.750
WAC	2-1	.667
MAC	0-1	.000
Independents	0-3	.000

• With conference limits being removed in 2014 with the College Football Playoff, the SEC became the first conference to place three teams in CFP/BCS postseason bowls: Ole Miss (Chick-fil-A); Mississippi State (Orange); Alabama (Sugar/National Semifinal).

• Four of the top 10 defensive performances in CFP/BCS history have been registered by SEC teams, more than any other conference. Alabama's shutout of LSU in the 2012 BCS National Championship Game was the first shutout in CFP/BCS history. Georgia defeated Hawaii, 41-10, in the 2008 Sugar Bowl, and Florida defeated Syracuse, 31-10, in the 1999 Orange Bowl - both are tied for 8th in lowest point total allowed in a CFP/BCS game. Alabama defeated Michigan State soundly 38-0 in a CFP National Semifinal in 2015.

• Alabama's 28-point victory over Notre Dame in the 2013 Discover BCS National Championship is the second-largest in the CFP/BCS Championship Game era. (Southern Cal defeated Oklahoma by 36 in the 2005 BCS Championship Game for the top spot, however, that victory was later vacated.)

• During the recent seven-year national championship winning streak, the SEC's average margin of victory in National Championship Games was 17 points, which includes a three point victory over Oregon in 2011, the only game during the streak decided by single digits.

### SEC IN OVERALL BOWL GAMES

• Since 2006, the SEC has accrued more bowl wins (65) and appearances (97) than any other conference. The conference's .670 bowl winning percentage is first among FBS leagues during that time.

SEC	65-32	.670
Pac-12	38-26	.594
American	32-24	.571
Mountain West	31-24	.564
Sun Belt	14-12	.538
Conference USA	29-26	.527
Big 12	37-39	.487
Independents	10-12	.455
ACC	36-52	.409
Big Ten	32-50	.390
MAC	15-35	.300

• The SEC led nation once again in bowl victories in 2016, while boasting an equally impressive 82 percent winning percentage in its 11 postseason games. The SEC has now won 16 games in the last two postseasons, also a record. Eight of the nine victories last season came versus major conference opponents, including a 4-1 record versus Top 25 teams. The average margin of victory in the SEC's postseason wins this postseason is 24 points.

• With ten teams advancing to bowl games this season, the SEC became the first conference to send at least 10 teams to postseason bowls in three consecutive seasons. The SEC sent a NCAA-record 12 teams to participate in postseason bowl games in 2014 and has sent no less than eight teams to post-season bowls in each of the last ten seasons. The SEC owned the previous record for postseason bowl victories with seven wins in 2007, 2013 and 2014.

• The SEC is 65-32 (.670) in bowl games since 2006, winning six or more bowl games each year but 2010, when the league finished 5-5.

### SEC vs. OTHER CONFERENCES

• Since 2006, the SEC has posted the highest non-conference winning percentage (regular season & bowls) than any other conference. The league has a 496-110 record, an 81.8 winning percentage. The SEC has won no less than 43 non-conference games (regular season & bowls) during the last 10 seasons (2006-2015). This season, the SEC was 54-12 (.818), the highest percentage among FBS conferences.

• Teams from the SEC have posted 58 wins in the last eight years against non-conference Top 25 teams (at time game was played), an average of over seven wins per season. Ten of the 14 SEC teams have at least one win against a non-conference Top 25 team in the last seven years with Alabama (9), LSU (9), Georgia (8), Florida (5), South Carolina (7) Auburn (3) and Texas A&M (3) leading the way. SEC teams have beaten teams ranked 1-25 since 2006 with the exception of No. 6.

1 - Florida def. #1 Ohio State, 41-14, 2007 Tostitos BCS National Championship Game; LSU def. #1 Ohio State, 38-24, 2008 Allstate BCS National Championship Game; Florida def. #1 Oklahoma, 24-14, 2009 FedEx BCS National Championship Game; Alabama def. #1 Notre Dame, 42-14, 2013 Discover BCS National Championship Game; Alabama def. #1 Clemson, 45-40, 2016 CFP Championship Game.

2 - Florida def. #2 Oklahoma, 24-14, 2009 FedEx BCS National Championship Game; Alabama def. #2 Texas, 37-21, 2010 Citi BCS National Championship Game; Auburn def. #2 Oregon, 22-19, 2011 Tostitos BCS National Championship Game.

3 - LSU def. #3 Oregon, 40-27, Sept. 3, 2011; Alabama def. #3 Michigan State, 38-0, 2015 Cotton Bowl (CFP Semifinal).

4 - Florida def. #4 Cincinnati, 51-24, 2010 Allstate Sugar Bowl.

5 - Florida def. #5 Florida State, 37-26, Nov. 24, 2012.

# 2015 SEC Football

## SEC FOOTBALL (2006-15) ... SECOND TO NONE

9 – Kentucky def. #9 Louisville, 40-34, Sept. 15, 2007; LSU def. #9 Virginia Tech, 48-7, Sept. 8, 2007; Alabama def. #9 Clemson, 34-10, Aug. 30, 2008; South Carolina def. #9 Nebraska, 30-13, Jan. 2, 2012; South Carolina def. #9 Clemson, 27-17, Nov. 24, 2012

10 – LSU def. #10 Notre Dame, 41-14, 2007 Allstate Sugar Bowl; Georgia def. #10 Hawaii, 41-10, 2008 Allstate Sugar Bowl

11 – Texas A&M def. #11 Oklahoma, 41-13, 2013 AT&T Cotton Bowl

12 – Tennessee def. #12 California, 35-18, Sept. 2, 2006, Tennessee def. #12 Northwestern, 45-6, 2016 Outback Bowl

13 – Arkansas def. #13 Texas A&M, 42-38, Oct. 1, 2011; Missouri def. #13 Oklahoma State, 41-31, 2014 Cotton Bowl; Ole Miss def. #13 Oklahoma State 48-20, 2016 Sugar Bowl

14 – Alabama def. #14 Penn State, 24-3, Sept. 11, 2010; LSU def. #14 Wisconsin, 28-24, Aug. 30, 2014

15 – Georgia def. #15 Virginia Tech, 31-24, 2006 Chick-fil-A Bowl; Tennessee def. #15 Wisconsin, 21-17, 2008 Outback Bowl; South Carolina def. #15 Clemson, 34-17, Nov. 28, 2009; Texas A&M def. #15 Arizona State, 38-17, Sept. 5, 2015.

16 – Georgia def. #16 Georgia Tech, 15-12, Nov. 25, 2006; Auburn def. #16 Clemson, 23-20, 2007 Chick-fil-A Bowl; LSU def. #16 West Virginia, 47-21, Sept. 24, 2011; Georgia def. #16 Nebraska, 45-31, 2013 Capital One Bowl; Georgia def. #16 Clemson, 45-21, Aug. 30, 2014

17 – LSU def. #17 Texas A&M, 41-24, 2011 AT&T Cotton Bowl; South Carolina def. #17 Clemson, 34-13, Nov. 26, 2011

18 – Ole Miss def. #18 Oklahoma State, 21-7, 2010 AT&T Cotton Bowl; LSU def. #18 North Carolina, 30-24, Sept. 4, 2010; Alabama def. #18 Wisconsin, 35-17, Sept. 5, 2015

19 – Georgia def. #19 Michigan State, 24-12, 2009 Capital One Bowl; South Carolina def. #19 Wisconsin, 34-24; 2014 Capital One Bowl

20 – Alabama def. #20 Penn State, 27-11, Sept. 10, 2011; South Carolina def. #20 Michigan, 33-28, 2013 Outback Bowl; LSU def. #20 TCU 37-27, Aug. 31, 2013; Auburn def. #20 Kansas State, 20-14, Sept. 18, 2014; Georgia def. #20 Louisville, 37-14, 2014 Belk Bowl

21 – LSU def. #21 West Virginia, 20-14, Sept. 25, 2010; Texas A&M def. #21 Duke, 52-48, 2013 Chick-fil-A Bowl

22 – Auburn def. #22 Nebraska, 17-14, 2007 AT&T Cotton Bowl

23 – Florida def. #23 Florida State, 45-15, Nov. 29, 2008

24 – South Carolina def. #24 Clemson, 31-28, Nov. 25, 2006; Georgia def. #24 Arizona State, 27-10, Sept. 20, 2008

25 – Georgia def. #25 Georgia Tech, 31-17, Nov. 26, 2011

[NOTE: poll used either AP, BCS, CFP, USA Today or Harris]

### SEC IN FINAL RANKINGS

• Since 2006, the SEC has had the most teams ranked in the final USA Today Coaches Poll. The conference has had 55 teams ranked in the final USA Today rankings, 16 more than the Big Ten (39) and 17 more than the Big 12 (38).

Conference	2006	2007	2008	2009	2010	2011	2012	2013	2014	2015	Total
SEC	5	5	4	4	6	5	7	7	6	6	55
Big Ten	4	5	4	4	3	4	2	4	3	6	39
Big 12	2	5	5	4	5	4	3	3	3	4	38
Pac-12	3	3	4	2	2	2	3	5	6	3	33
ACC	3	3	3	3	4	3	2	3	4	3	31
American	3	2	1	3	0	2	2	2	1	2	18
MWC	2	1	3	3	2	2	1	0	1	0	15
CUSA	0	0	0	0	1	2	1	0	1	0	5
MAC	0	0	0	1	1	0	1	0	0	0	3

• The SEC has either led or tied for the lead with the most teams ranked in the USA Today Top 25 for nine of the last 10 seasons. In 2015, the SEC finished with six seven teams ranked in the final Top 25 poll. Eleven SEC schools were ranked at some point during the 2015 season in the polls, with 13 receiving votes at some point during the season.

### SEC INDIVIDUAL AWARDS AND ALL-AMERICANS

• In the 31 individual awards, the SEC has had at least one recipient in 29 of them since 2006. The SEC has only not had a winner of the Lou Groza (placekicker) or Brian Burlsworth (walk-on) in the last 10 seasons.

• Since 2006, the SEC football student-athletes and coaches have won 78 major individual awards, an average of nearly eight per year. The league won an all time high 12 individual honors in 2010.

• The SEC has won a national player of the year in the last nine seasons with six different players since 2007— Darren McFadden, Arkansas, and Tim Tebow, Florida, in 2007; Tebow in 2008; Mark Ingram, Alabama, in 2009; Cam Newton, Auburn, in 2010; Johnny Manziel, Texas A&M, in 2012; Derrick Henry, Alabama, in 2015. The SEC did not have a national player of the year in 2011, 2013, or 2014. Three of the Heisman finalists in 2013 were, however, from the SEC, as well as one of three in 2014.

### SEC INDIVIDUAL AWARD WINNERS SINCE 2006

**HEISMAN MEMORIAL TROPHY** (Nation's best player) – Derrick Henry, Alabama (2015); Johnny Manziel, Texas A&M (2012); Cam Newton, Auburn (2010); Mark Ingram, Alabama (2009); Tim Tebow, Florida (2007)

**CHUCK BEDNARIK AWARD** (Nation's best defensive player) – Patrick Peterson, LSU (2010); Tyrann Mathieu, LSU (2011)

**RAY GUY AWARD** (Nation's best punter) – Chas Henry, Florida (2010); Drew Butler, Georgia (2009)

**MAXWELL AWARD** (Nation's best player) – Derrick Henry, Alabama (2015); Cam Newton, Auburn (2010); Tim Tebow, Florida (2008); Tim Tebow, Florida (2007); AJ McCarron, Alabama (2013)

**WALTER CAMP AWARD** (Nation's best player) – Derrick Henry, Alabama (2015); Cam Newton, Auburn (2010); Darren McFadden, Arkansas (2007)

**DOAK WALKER AWARD** (Nation's best running back) – Derrick Henry, Alabama (2015); Trent Richardson, Alabama (2011); Darren McFadden, Arkansas (2007); Darren McFadden, Arkansas (2006)

**DAVEY O'BRIEN AWARD** (Nation's best quarterback) – Johnny Manziel, Texas A&M (2012); Cam Newton, Auburn (2010); Tim Tebow, Florida (2007)

**JIM THORPE AWARD** (Nation's best defensive back) – Johnthan Banks, Mississippi State (2012); Morris Claiborne, LSU (2011); Patrick Peterson, LSU (2010); Eric Berry, Tennessee (2009)

**JOHN MACKKEY AWARD** (Nation's best tight end) – Hunter Henry, Arkansas (2015); D.J. Williams, Arkansas (2010); Aaron Hernandez, Florida (2009)

**ROTARY LOMBARDI AWARD** (Nation's outstanding lineman) – Nick Fairley, Auburn (2010); Glenn Dorsey, LSU (2007)

**PAUL HORNING AWARD** (Nation's most versatile player) -- Brandon Boykin, Georgia (2011); Odell Beckham, LSU (2013)

**FRANK BROYLES AWARD** (Nation's top assistant coach) – John Chavis, LSU (2011); Gus Malzahn, Auburn (2010); Kirby Smart, Alabama (2009)

**WUERFFEL TROPHY** (Community service with athletic and academic achievement) – Barrett Jones, Alabama (2011)

**JOHNNY UNITAS GOLDEN ARM** (Outstanding senior quarterback) - AJ McCarron, Alabama (2013)

**AFC A ASSISTANT COACH OF THE YEAR** - Kirby Smart, Alabama (2012)

**DISNEY SPIRIT AWARD** (Top inspirational story) – Alabama Football Team (2011); D.J. Williams, Arkansas (2010)

**HOME DEPOT COACH OF THE YEAR** (National Coach of the Year) – Les Miles, LSU (2011); Gene Chizik, Auburn (2010); Nick Saban, Alabama (2008); Gus Malzahn, Auburn (2013)

**EDDIE ROBINSON FWAA COACH OF THE YEAR** – Nick Saban, Alabama (2008); Gus Malzahn, Auburn (2013)

**LIBERTY MUTUAL COACH OF THE YEAR** -- Nick Saban, Alabama (2008); Les Miles, LSU (2011); Gus Malzahn, Auburn (2013)

**CoSIDA/ESPN ACADEMIC ALL-AMERICAN OF THE YEAR** – Barrett Jones, Alabama (2012); Greg McElroy, Alabama (2010); Tim Tebow, Florida (2009)

**BUTKUS AWARD** (Nation's best linebacker) – Rolando McClain, Alabama (2009); Patrick Willis, Ole Miss (2006); C.J. Mosley, Alabama (2013)

**WILLIAM V. CAMPBELL TROPHY** (Nation's top scholar-athlete) – Tim Tebow, Florida (2009); Barrett Jones, Alabama (2012)

**RIMINGTON TROPHY** (Nation's best center) – Ryan Kelly, Alabama (2015); Reece Dismukes, Auburn (2014); Barrett Jones, Alabama (2012); Maurkice Pouncey, Florida (2009); Jonathan Luigs, Arkansas (2007)

LOWE'S SENIOR CLASS AWARD (Nation's top senior student-athlete) – Dak Prescott, Mississippi State (2015); Tim Tebow, Florida (2009)  
 WUERFEL TROPHY (Community Service, Athletic and Academic Achievement) – Tim Tebow, Florida (2008)  
 BILETNIKOFF AWARD (Wide Receiver) - Amari Cooper, Alabama (2014)  
 OUTLAND TROPHY (Nation's top lineman) – Barrett Jones, Alabama (2011); Andre Smith, Alabama (2008); Glenn Dorsey, LSU (2007)  
 WALTER CAMP COACH OF THE YEAR – Nick Saban, Alabama (2008)  
 BRONKO NAGURSKI AWARD (Nation's top defensive player) – Glenn Dorsey, LSU (2007)  
 LOTT TROPHY (Defensive IMPACT Player) – Glenn Dorsey, LSU (2007)  
 MANNING AWARD (Nation's top quarterback) – Johnny Manziel, Texas A&M (2012); Tim Tebow, Florida (2008); JaMarcus Russell, LSU (2006)  
 ASSOCIATED PRESS COLLEGE PLAYER OF THE YEAR – Derrick Henry, Alabama (2015); Johnny Manziel, Texas A&M (2012); Tim Tebow, Florida (2007)  
 ARA SPORTSMANSHIP AWARD -- Barrett Jones, Alabama (2011)  
 TED HENDRICKS TROPHY (Nation's best defensive ends) -- Jadeveon Clowney, South Carolina (2012)  
 POP WARNER AWARD - Max Garcia, Florida (2014)  
 NFF LEGACY AWARD - Mike McNeely, Florida (2014)

• The SEC would fill a complete first unit of first-team All-Americas since 2006. The SEC has had 101 players make first-team All-America in the AP, Walter Camp, FWAA or AFCA squads, including 9 for the 2015 season. The list represents at least one player at every position.

### Offense (33)

QB – Tim Tebow, Florida (2007)  
 QB – Cam Newton, Auburn (2010)  
 QB – Johnny Manziel, Texas A&M (2012)  
 QB – AJ McCarron, Alabama (2013)  
 RB – Darren McFadden, Arkansas (2006-07)  
 RB – Knowshon Moreno, Georgia (2008)  
 RB – Mark Ingram, Alabama (2009)  
 RB – Trent Richardson, Alabama (2011)  
 RB – Leonard Fournette, LSU (2015)  
 RB – Derrick Henry, Alabama (2015)  
 WR – Robert Meachem, Tennessee (2006)  
 WR – Alshon Jeffery, South Carolina (2010)  
 WR – Mike Evans, Texas A&M (2013)  
 WR – Amari Cooper, Alabama (2014)  
 TE – Aaron Hernandez, Florida (2009)  
 TE – Orson Charles, Georgia (2011)  
 TE – Hunter Henry, Arkansas (2015)  
 OL – Arron Sears, Tennessee (2006)  
 OL – Michael Oher, Ole Miss (2008)  
 OL – Andre Smith, Alabama (2008)  
 OL – Herman Johnson, LSU (2008)  
 OL – Mike Johnson, Alabama (2009)  
 OL – Lee Ziemba, Auburn (2010)  
 OL – Barrett Jones, Alabama (2011-12)  
 OL – Chance Warmack, Alabama (2012)  
 OL – Luke Joeckel, Texas A&M (2012)  
 OL – Jake Matthews, Texas A&M (2013)  
 OL – Cyrus Kouandjio, Alabama (2012)  
 OL – Arie Kouandjio, Alabama (2014)  
 OL – A.J. Cann, South Carolina (2014)  
 OL – Cedric Ogbuehi, Texas A&M (2014)  
 C – Jonathan Luigs, Arkansas (2007)  
 C – Andre Caldwell, Alabama (2008)  
 C – Maurkice Pouncey, Florida (2009)  
 C – Reese Dismukes, Auburn (2014)  
 C – Ryan Kelly, Alabama (2015)

LB – Rolando McClain, Alabama (2009)  
 LB – Eric Norwood, South Carolina (2009)  
 LB – Justin Houston, Georgia (2010)  
 LB – Jarvis Jones, Georgia (2011)  
 LB – Courtney Upshaw, Alabama (2011)  
 LB – Dont'a Hightower, Alabama (2011)  
 LB – Jarvis Jones, Georgia (2012)  
 LB – C.J. Mosley, Alabama (2012)  
 LB – C.J. Mosley, Alabama (2013)  
 LB – Trey DePriest, Alabama (2014)  
 LB – Benardrick McKinney, Miss. State (2014)  
 LB – Reggie Ragland, Alabama (2015)  
 DB – Eric Berry, Tennessee (2008-09)  
 DB – LaRon Landry, LSU (2006)  
 DB – Craig Steltz, LSU (2007)  
 DB – Rashad Johnson, Alabama (2008)  
 DB – Javier Arenas, Alabama (2009)  
 DB – Joe Haden, Florida (2009)  
 DB – Mark Barron, Alabama (2010)  
 DB – Patrick Peterson, LSU (2010)  
 DB – Morris Claiborne, LSU (2011)  
 DB – Tyrann Mathieu, LSU (2011)  
 DB – Mark Barron, Alabama (2011)  
 DB – Bacarri Rambo, Georgia (2011)  
 DB – DeQuan Menzie, Alabama (2011)  
 DB – Dre Kirkpatrick, Alabama (2011)  
 DB – Eric Reid, LSU (2012)  
 DB – Dee Milliner, Alabama (2012)  
 DB – Johnathan Banks, Mississippi State (2012)  
 DB – Ha Ha Clinton-Dix, Alabama (2013)  
 DB – Senquez Golson, Ole Miss (2014)  
 DB – Landon Collins, Alabama (2014)  
 DB – Vernon Hargreaves, Florida (2014)  
 DB – Vernon Hargreaves, Florida (2015)  
 SAF – Matt Elam, Florida (2012)  
 SAF – Cody Prewitt, Ole Miss (2013)

### Specialists (13)

PK – Daniel Lincoln, Tennessee (2007)  
 PK – Leigh Tiffin, Alabama (2009)  
 PK – Josh Jasper, LSU (2010)  
 P – Drew Butler, Georgia (2009)  
 P – Chas Henry, Florida (2010)  
 P – Brad Wing, LSU (2011)  
 P – JK Scott, Alabama (2014)  
 RS – Felix Jones, Arkansas (2007)  
 RS – Brandon James, Florida (2008)  
 RS – Joe Adams, Arkansas (2011)  
 RS – Odell Beckham, Jr. (2013)  
 RS – Evan Berry, Tennessee (2015)  
 RS – Cameron Sutton, Tennessee (2015)  
 AP – Randall Cobb, Kentucky (2010)

### Defense (46)

DL – Glenn Dorsey, LSU (2006-07)  
 DL – Terrence Cody, Alabama (2008-09)  
 DL – Peria Jerry, Ole Miss (2008)  
 DL – Nick Fairley, Auburn (2010)  
 DL – Melvin Ingram, South Carolina (2011)  
 DL – Sam Montgomery, LSU (2011)  
 DL – Jadeveon Clowney, South Carolina (2012)  
 DL – Damontre Moore, Texas A&M (2012)  
 DL – Michael Sam, Missouri (2013)  
 DL – Jadeveon Clowney, South Carolina (2013)  
 DL – Shane Ray, Missouri (2014)  
 DL – A'Shawn Robinson, Alabama (2015)  
 DL – Myles Garrett, Texas A&M (2015)  
 LB – Patrick Willis, Ole Miss (2006)  
 LB – Brandon Spikes, Florida (2008)

### SEC FOOTBALL ACADEMIC & COMMUNITY SERVICE STANDOUTS

• 24 SEC football student-athletes have won 27 national academic and community service awards since 2006. The SEC has had four of the last nine CoSIDA/ESPN Academic All-Americas of the Year in football, two recipients of the William V. Campbell Trophy (known as the "Academic Heisman"), 14 first-team CoSIDA/ESPN Academic All-America first team recipients, seven National Football Foundation Scholar-Athletes and 17 representatives on the AFCA Good Works Team, including team captain Malcolm Mitchell of Georgia in 2015 and D.T. Shackelford of Ole Miss in 2014.

### 2006

CoSIDA/ESPN The Magazine Academic All-America First Team – Hayden Lane, OL, Kentucky  
 National Football Foundation Scholar-Athlete – Chris Leak, QB, Florida  
 AFCA Good Works Team – William Brown, OL, South Carolina; Quentin Moses, DE, Georgia; Jacob Tamme, TE, Kentucky; James Wilhoit, PK, Tennessee

### 2007

National Football Foundation Scholar-Athlete – Jacob Tamme, TE, Kentucky  
 CoSIDA/ESPN The Magazine Academic All-America First Team – Tim Tebow, QB, Florida; Jacob Tamme, TE, Kentucky  
 AFCA Good Works Team – Jason Cook, FB, Ole Miss; Kelin Johnson, SS, Georgia;

### 2008

CoSIDA/ESPN The Magazine Academic All-America First Team – Tim Tebow, QB, Florida; Tim Masthay, P, Kentucky  
 CoSIDA/ESPN The Magazine Academic All-America of the Year – Tim Tebow, QB, Florida  
 AFCA Good Works Team – Tim Masthay, P, Kentucky  
 Wuerrfel Trophy – Tim Tebow, QB, Florida

### 2009

National Football Foundation Scholar-Athlete – Tim Tebow, QB, Florida  
 NFF William V. Campbell Trophy – Tim Tebow, QB, Florida  
 CoSIDA/ESPN The Magazine Academic All-America First Team – Tim Tebow, QB, Florida; Colin Peek, TE, Alabama  
 CoSIDA/ESPN The Magazine Academic All-America of the Year – Tim Tebow, QB, Florida  
 AFCA Good Works Team – Tim Tebow, QB, Florida; Jeff Owens, DL, Georgia

### 2010

National Football Foundation Scholar-Athlete – Greg McElroy, QB, Alabama; Derek Sherrod, OT, Mississippi State  
 CoSIDA/ESPN Academic All-America First Team – Greg McElroy, QB, Alabama; Barrett Jones, OL, Alabama; Drew Butler, P, Georgia

### 2011

National Football Foundation Scholar-Athlete - Drew Butler, P, Georgia  
 Capital One/CoSIDA Academic All-America First-Team - Barrett Jones, OL, Alabama; Drew Butler, P, Georgia  
 AFCA Good Works Team - Aron White, TE, Georgia; Jacob Lewellen, DL, Kentucky  
 ARA Sportsmanship Award -- Barrett Jones, OL, Alabama

### 2012

National Football Foundation Scholar-Athlete - Barrett Jones, C, Alabama  
 NFF William V. Campbell Trophy - Barrett Jones, C, Alabama  
 Capital One/CoSIDA Academic All-America First-Team - Barrett Jones, C, Alabama; Dylan Breeding, P, Arkansas  
 AFCA Good Works Team - Barrett Jones, C, Alabama; Philip Lutzenkirchen, TE, Auburn; Aaron Murray, QB, Georgia

### 2013

National Football Foundation Scholar-Athlete - Aaron Murray, QB, Georgia  
 Capital One/CoSIDA Academic All-America First-Team - Aaron Murray, QB, Georgia;  
 AFCA Good Works Team - Carey Spear, PK, Vanderbilt

### 2014

AFCA Good Works Team – Deterrian Shackelford, Ole Miss (Captain); Chris Conley, Georgia; Andrew East, Vanderbilt; Max Godby, Kentucky  
 Community Spirit Award - Dylan Thompson, South Carolina  
 Pop Warner Award - Max Garcia, Florida  
 NFF Legacy Award - Mike McNeely, Florida

### 2015

Lowe's Senior CLASS Award - Dak Prescott, Mississippi State  
 AFCA Good Works Team – Jonathan Wallace, Auburn; Malcolm Mitchell, Georgia (Captain); Landon Foster, Kentucky  
 Community Spirit Award - Malcolm Mitchell, Georgia

The SEC leads all conferences with 65 selections to the Good Works Team since it began in 1992.

The SEC is followed by the Big 12 Conference with 47 selections and the Atlantic Coast Conference with 32 selections. Georgia is in first place with 16 honorees to the Allstate AFCA Good Works Team. ® The Bulldogs are followed by Nebraska with 14 honorees. Super Bowl XLII, XLVI and XLI champion quarterbacks Eli and Peyton Manning were members of the 2002 and 1997 Good Works Teams®, respectively.

# 2015 SEC Football

## SEC FOOTBALL (2006-15) ... SECOND TO NONE

### SEC IN THE NFL

- The SEC has had more of its former players on NFL rosters in the last 10 seasons than any other conference. Since 2006, the SEC has averaged 255 players per year on NFL opening weekend rosters, as well as 316 over the last five years
- During the last ten completed NFL seasons (2005-15), the SEC had had five of its former players named NFL MVP (2005, Shaun Alexander, RB, Alabama with Seattle; 2008-09-13, Peyton Manning, QB, Tennessee with Indianapolis and Denver; 2015, Cam Newton, QB, Auburn with Carolina).
- During the last nine Super Bowls (2006-13), three former SEC players have been named game MVP (2006 – Hines Ward, WR, Georgia with Pittsburgh; 2007 – Peyton Manning, QB, Tennessee with Indianapolis; 2008 and 2012– Eli Manning, QB, Ole Miss with New York Giants. Von Miller of Texas A&M was named MVP of Super Bowl 50, although his final year was the Aggies final season prior to joining the SEC.

### SEC ON NFL ROSTERS

	2006	2007	2008	2009	2010	2011	2012	2013	2014	2015
SEC –	266	263	259	263	272	283	257	340	345	355

- The Southeastern Conference led the nation in 2015 with an all-time high 355 former players on opening weekend 53-man active rosters, including injured reserve.
- The SEC led the nation's conferences in draft picks for the ninth consecutive year in 2015. The last time that the SEC did not top the conference draft list was in 2006, when the ACC had 52, the Big Ten had 41 and the SEC had 37.
- The nation-leading 54 NFL Draft picks are the second most in SEC history, trailing only the 63 in 2013.
- The SEC has averaged over 50 selections per draft since 2006.
- The SEC had seven First Round picks in 2015. During the last nine NFL Drafts, the SEC has a nation-leading 81 players taken in the opening round, an average of nine per season.
- Over the last five NFL Drafts, the SEC has now accounted for 40% of the Top 10 selections.
- Six SEC schools had a player drafted in the First Round in 2015.
- This is the 13th time in last 17 NFL Drafts, and fifth in a row, the SEC has had a Top 3 pick.
- This marks the fifth time since 2008 the SEC had multiple Top 5 picks.
- For the second straight year and fourth of last seven NFL Drafts, half of the Top 4 selections are from the SEC.
- The SEC has now had at least three Top 10 selections in the NFL Draft every year since 2007.
- The SEC now has 26 Top 10 picks since 2009 and 32 since 2007.
- At least one Florida player has been selected in every NFL draft since 1952, the longest streak in SEC history. The Gators have had five First Round picks in the last three NFL Drafts. Florida has had a first round pick in eight of the last nine years.
- Since 2009, Top 10 NFL picks by league: SEC (26); Big 12 (17); ACC (12); Pac-12 (10); MAC (2); AAC (1), BYU (1), B1G (1).
- Seven of the first 24 selections of the 2015 NFL Draft were from the SEC.
- This is the ninth year in a row and 11th in last 13 NFL Drafts the SEC has had multiple picks in the Top 7.
- Over the last 17 NFL Drafts, the SEC has had the No. 1 pick seven times; Have also had a Top 3 pick 13 times and Top 5 pick 16 times.
- Prior to 2015 Draft, the last time a Florida player was the top SEC pick in the NFL Draft - 2001 (Gerard Warren - No. 3).

- Alabama has the most First Round picks nationally since 2007 with 16. Florida and LSU are tied for second with 12.
- Bud Dupree is the first Kentucky player drafted in NFL first round since Dewayne Robertson in 2003 (No. 4).
- Texas A&M has had at least one First Round selection each year since joining the SEC, while Missouri has had an opening round pick two of those three seasons.

### SEC NFL DRAFT SELECTIONS

	2006	2007	2008	2009	2010	2011	2012	2013	2014	2015
SEC -	37	41	35	37	49	38	42	63	49	54
ACC -	52	31	33	33	31	35	31	31	42	47
Big Ten -	41	34	28	28	34	29	41	22	30	35
Pac-12 -	32	25	34	32	29	31	28	28	34	39
Big 12 -	29	28	29	28	30	30	26	22	17	25

The SEC led the nation's conferences in draft picks for the ninth consecutive year. The last time that the SEC did not top the conference draft list was in 2006, when the Big Ten had 41 and the SEC had 37.

### SEC IN THE NFL SUCCESS

- Former Southeastern Conference football players have had success in the National Football League. Here is a snapshot of that success since 2000.

#### 2000s All-Decade Team

OG - Alan Faneca, LSU (Pittsburgh, N.Y. Jets, Arizona)  
 C - Kevin Mawae, LSU (Seattle, N.Y. Jets, Tennessee)  
 QB - Peyton Manning, Tennessee (Indianapolis)  
 RB - Jamal Lewis, Tennessee (Baltimore, Cleveland)  
 RB - Shaun Alexander, Alabama (Seattle, Washington)  
 DT - Richard Seymour, Georgia (New England, Oakland)  
 CB - Champ Bailey, Georgia (Washington, Denver)

#### NFL MVPs

2003 - Peyton Manning, Indianapolis (Tennessee)  
 Jamal Lewis, Baltimore (Tennessee)  
 2004 - Peyton Manning, Indianapolis (Tennessee)  
 2005 - Shaun Alexander, Seattle (Alabama)  
 2008 - Peyton Manning, Indianapolis (Tennessee)  
 2009 - Peyton Manning, Indianapolis (Tennessee)  
 2013 - Peyton Manning, Denver (Tennessee)  
 2015 - Cam Newton, Carolina (Auburn)

#### Super Bowl MVPs

XL - Hines Ward, Pittsburgh (Georgia)  
 XLI - Peyton Manning, Indianapolis (Tennessee)  
 XLII - Eli Manning, New York Giants (Ole Miss)  
 XLVI - Eli Manning, New York Giants (Ole Miss)  
 50 - \*Von Miller, Denver Broncos (Texas A&M)

*\*-Final season at Texas A&M was season prior to school joining the SEC.*

A nation-leading 23 players hailing from current Southeastern Conference institutions were on the rosters of the Denver Broncos and Carolina Panthers, the two National Football League teams who met in Super Bowl 50 on February 7.

Tennessee leads the SEC and is second in the nation with four former players, while Alabama, Florida and Georgia had three each. Twelve SEC schools had at least one player represented in the Super Bowl.

The SEC also led the nation once again in 2016 in the number of underclassmen declaring for the NFL Draft (28) and number of former players invited to the NFL Combine (74).

<b>WINNINGEST SEC COACHES - ALL GAMES AT SEC INSTITUTIONS</b>
---

	<b>Wins</b>	<b>Coach (Schools)</b>	<b>Seasons</b>	<b>W-L-T</b>
1.	292	Paul "Bear" Bryant (Kentucky/Alabama)	UK 1946-53 UA 1958-82	60-23-5 232-46-9
2.	208	Steve Spurrier (Florida/South Carolina)	UF 1990-2001 SC 2005-2015	122-27-1 86-49
3.	201	Vince Dooley (Georgia)	1964-88	201-77-10
4.	197	Dan McGugin (Vanderbilt)	1904-17; 1919-34	197-55-19
5.	190	John Vaught (Ole Miss)	1947-70; 1973	190-61-12
6.	176	Ralph "Shug" Jordan (Auburn)	1951-75	176-83-6
7.	173	Robert Neyland (Tennessee)	1926-34; 1936-40; 1946-52	173-31-12
8.	154	Mark Richt (Georgia)	2001-2015	154-52
9.	152	Phillip Fulmer (Tennessee)	1992-2008	152-52
<b>10.</b>	<b>148</b>	<b>Nick Saban (LSU/Alabama)</b>	<b>LS 2000-04</b> <b>UA 2007-present</b>	<b>48-16</b> <b>100-18</b>
11.	140	Wallace Butts (Georgia)	1939-60	140-86-9
12.	137	Charlie McClendon (LSU)	1962-79	137-59-7
13.	122	Mike Donahue (Auburn/LSU)	AU 1904-06; 1908-22 LSU 1923-27	99-35-5 23-19-3
14.	115	Johnny Majors (Tennessee)	1977-92	115-62-8
	115	Frank Thomas (Alabama)	1931-46	115-24-7
16.	<b>112</b>	<b>Les Miles (LSU)</b>	<b>2005-present</b>	<b>112-32</b>
17.	110	Tommy Tuberville (Ole Miss/Auburn)	UM 1995-98 AU 1999-2008	25-20 85-40
18.	104	Doug Dickey (Tennessee/Florida)	UT 1964-69 UF 1970-78	46-15-4 58-42-2
19.	99	Pat Dye (Auburn)	1981-92	99-39-4
	99	Houston Nutt (Ole Miss/Arkansas)	AR 1998-2007 UM 2008-2011	75-48 24-26
21.	98	Harry Mehre (Georgia/Ole Miss)	UG 1928-37 UM 1938-45	59-34-6 39-26-1
22.	83	Bernie Moore (LSU)	1935-47	83-39-6
23.	75	Jackie Sherrill (Mississippi State)	1991-2002	75-75-2
24.	70	Ray Graves (Florida)	1960-69	70-31-4
25.	67	Billy Brewer (Ole Miss)	1983-93	67-55-3

Minimum 50 Victories

<b>WINNINGEST SEC COACHES - SEC REGULAR-SEASON GAMES</b>
--

	<b>Wins</b>	<b>Coach (Schools)</b>	<b>Seasons</b>	<b>W-L-T</b>
1.	159	Paul "Bear" Bryant (Kentucky/Alabama)	UK 1946-53 UA 1958-82	22-18-4 137-28-5
2.	131	Steve Spurrier (Florida/South Carolina)	UF 1990-2001 SC 2005-2015	87-14 44-39
3.	106	John Vaught (Ole Miss)	1947-70; 1973	106-41-10
4.	105	Vince Dooley (Georgia)	1964-88	105-41-4
5.	98	Ralph "Shug" Jordan (Auburn)	1951-75	98-63-4
	98	Phillip Fulmer (Tennessee)	1992-2008	98-36
<b>7.</b>	<b>94</b>	<b>Nick Saban (Alabama/LSU)</b>	<b>LS 2000-04</b> <b>UA 2007-present</b>	<b>30-12</b> <b>64-13</b>
8.	85	Mark Richt (Georgia)	2001-2015	85-40
9.	67	Wallace Butts (Georgia)	1939-60	67-60-5
10.	64	Tommy Tuberville (Ole Miss/Auburn)	UM 1995-98 AU 1999-2008	12-20 52-29
<b>11</b>	<b>63</b>	<b>Les Miles (LSU)</b>	<b>2005-present</b>	<b>63-28</b>
12.	62	Charlie McClendon (LSU)	1962-79	62-38-0
	62	Robert Neyland (Tennessee)	1926-34; 1936-40; 1946-52	62-15-5
14.	59	Frank Thomas (Alabama)	1931-46	59-16-6
15.	57	Johnny Majors (Tennessee)	1977-92	57-40-3
16.	52	Houston Nutt (Ole Miss/Arkansas)	AR 1998-2007 UM 2008-2011	42-38 10-24
17.	49	Doug Dickey (Tennessee/Florida)	UT 1964-69 UF 1970-78	21-10-4 28-28-1
18.	48	Pat Dye (Auburn)	1981-92	48-27-1
19.	43	Jackie Sherrill (Mississippi State)	1991-2003	43-52-1
20.	39	Urban Meyer (Florida)	2005-10	39-13
21.	38	Gene Stallings (Alabama)	1990-96	38-16-0
22.	36	Ray Graves (Florida)	1960-69	36-19-3
23.	34	Harold "Red" Drew (Ole Miss/Alabama)	UM 1946 UA 1947-54	1-6-0 33-21-7
24.	33	Billy Brewer (Ole Miss)	1983-93	33-41-0
25.	30	Terry Bowden (Auburn)	1993-98	30-14-1

Minimum 25 Victories /Includes SEC Championship Games



SEC COACHING RECORDS

Coach, Team	COLLEGIATE OVERALL RECORD		ALL GAMES AT SEC SCHOOLS		SEC vs. SEC# GAMES ONLY	
	W-L-T	Pct.	W-L-T	Pct.	W-L-T	Pct.
Nick Saban, Alabama	191-60-1	.760	148-34 (10)	.813 (5)	94-25 (7)	.790 (2)
Bret Bielema, Arkansas	86-44	.662	18-20	.474	7-17	.292
Gus Malzahn, Auburn	36-16	.692	27-13	.675	14-11	.560
Jim McElwain, Florida	24-14	.632	10-4	.714	7-2	.778
Mark Stoops, Kentucky	12-24	.333	12-24	.333	4-20	.167
Les Miles, LSU	140-53	.725	112-32 (16)	.778 (7)	63-29 (11)	.685 (9)
Hugh Freeze, Ole Miss	64-25	.719	34-18	.654	17-15	.531
Dan Mullen, Mississippi State	55-35	.611	55-35	.611	26-30	.464
Butch Jones, Tennessee	71-44	.617	21-17	.553	10-14	.417
Kevin Sumlin, Texas A&M	71-33	.683	36-15	.706	18-14	.563
Derek Mason, Vanderbilt	7-17	.292	7-17	.292	2-14	.125

W-L-T Ranking indicates number of wins; Pct. ranking indicates highest winning percentage (To be listed among career leaders, must have min. 5 years coaching)

# - includes SEC Championship Game / ( ) - Current SEC Coaches' Rankings among Career Leaders

STARTING QUARTERBACKS IN THE SEC (2015)

School	Quarterback(s)	Record	IN WINS -----				IN LOSSES -----			
			A-C-I	Yards	TD	Pct.	A-C-I	Yards	TD	Pct.
Alabama	Jake Coker	14-0	348-242-6	2909	18	69.5	N/A			
	Cooper Bateman	0-1	N/A				14-11-1	87	0	78.6
Arkansas	Brandon Allen	18-20	363-230-5	3411	34	63.4	622-342-20	3926	29	55.0
Auburn	Jeremy Johnson	6-4	142-97-7	1304	14	68.3	62-36-1	304	2	58.1
	Sean White	3-3	50-31-2	466	0	62.0	88-51-2	700	1	58.0
Florida	Treon Harris	9-6	162-86-5	1433	10	53.1	158-71-4	945	5	44.9
	Will Grier	5-0	143-90-3	1038	8	62.9	N/A			
Georgia	Faton Bauta	0-1	N/A				33-15-4	154	0	45.5
	Greyson Lambert	10-2	200-137-1	1594	10	68.5	56-25-1	365	2	44.6
Kentucky	Drew Barker	1-1	29-16-0	129	0	55.2	22-6-0	128	0	27.3
	Patrick Towles	9-13	279-184-5	2199	15	65.9	436-221-17	2570	8	50.7
LSU	Brandon Harris	9-4	172-95-3	1435	10	55.2	119-56-4	781	3	47.1
Ole Miss	Chad Kelly	10-3	337-215-10	3043	25	63.8	121-83-3	999	6	68.6
Mississippi State	Dak Prescott	23-11	652-423-10	5914	53	64.9	424-255-11	2827	11	60.1
Missouri	Maty Mauk	17-5	480-256-13	3083	36	52.8	157-78-6	1124	5	49.7
	Drew Lock	2-6	56-40-1	380	3	71.4	182-74-6	727	0	40.7
South Carolina	Connor Mitch	1-1	22-9-0	122	1	40.9	7-4-0	43	0	57.1
	Perry Orth	1-7	28-17-1	272	1	60.7	203-113-6	1440	10	55.7
	Lorenzo Nunez	1-1	22-12-0	184	2	54.5	24-15-3	172	1	62.5
Tennessee	Joshua Dobbs	14-8	369-232-9	2698	21	62.9	229-133-7	1227	3	58.1
Texas A&M	Kyle Allen	9-5	267-161-5	2287	23	60.3	164-98-7	893	6	59.8
	Jake Hubenak	0-1	N/A				48-28-1	307	2	58.3
	Kyler Murray	2-1	67-42-2	414	4	62.7	23-13-3	105	0	56.5
Vanderbilt	Johnny McCrary	3-9	93-66-2	826	7	71.0	286-137-13	1448	7	47.9
	Kyle Shurmur	2-3	46-23-0	255	2	50.0	57-21-3	248	3	36.8

**SEC vs. NON-CONFERENCE TEAMS**

[Conference alignment at times games were played]

**2015 SEC NON-CONFERENCE RECORD [54-12 (.818)]**

(Includes Bowl Games)

Conference	2015 App.	W-L	Pct.	Since 1995*
American	7	4-3	.571	30-32 (.484) #
Atlantic Coast	9	6-3	.667	98-63 (.609)
Big Ten	5	4-1	.800	51-33 (.607)
Big 12	5	3-2	.600	45-30-1 (.599)
Conference USA	10	9-1	.900	132-25 (.841)
Mid-American	4	3-1	.750	59-6 (.908)
Mountain West	3	3-0	1.000	19-7 (.731)
Pac-12	1	1-0	1.000	19-14 (.576)
Sun Belt	7	7-0	1.000	147-7 (.955)
Western Athletic	2	2-0	1.000	50-7 (.877)
FBS Independent	1	1-0	1.000	47-17 (.734)
Non-FBS	12	11-1	.917	146-4 (.973)

\*-using alignment during year played.

# - formerly BIG EAST.

**SEC NON-CONFERENCE RECORD (Since 1992)**

Year	Regular Season			Bowls
	App.	W-L	Pct.	
1992	36	27-9	.750	5-1
1993	36	28-7-1	.792	2-2
1994	36	27-8-1	.764	3-2
1995	36	29-7	.806	2-4
1996	36	27-9	.750	5-0
1997	36	32-4	.889	5-1
1998	36	27-9	.750	4-4
1999	36	28-8	.778	4-4
2000	36	27-9	.750	4-5
2001	36	29-7	.806	5-3
2002	49	37-12	.755	3-4
2003	46	31-15	.674	5-2
2004	36	25-11	.694	3-3
2005	36	27-9	.750	3-3
2006	48	41-7	.854	6-3
2007	48	40-8	.825	7-2
2008	48	37-11	.771	6-2
2009	48	42-6	.875	6-4
2010	48	41-7	.854	5-5
2011	48	42-6	.875	5-2
2012	56	48-8	.857	6-3
2013	56	47-9	.839	7-3
2014	55	48-7	.863	7-5
2015	65	45-10	.815	9-2
<b>TOTALS</b>	<b>1043</b>	<b>828-203-2</b>	<b>.803</b>	<b>117-69 (.629)</b>
<b>TOTAL w/ BOWLS</b>	<b>1218</b>	<b>945-272-2</b>	<b>.776</b>	

**NON-CONFERENCE RECORDS (Does not include bowl games)**

School	SINCE 1933					SINCE 2000					Current Streak
	Games	Won	Lost	Tied	Pct.	Games	Won	Lost	Tied	Pct.	
Alabama	327	260	61	6	.804	60	49	11	0	.817	W29
Arkansas	84	67	17	0	.798	60	52	8	0	.867	W1
Auburn	330	249	73	8	.984	60	50	10	0	.833	W14
Florida	355	242	104	9	.694	60	47	13	0	.783	L1
Georgia	381	279	88	14	.751	60	53	7	0	.883	W5
Kentucky	340	231	100	9	.693	60	44	16	0	.733	L1
LSU	361	272	78	11	.769	59	57	2	0	.966	W52
Ole Miss	348	254	86	8	.741	60	45	15	0	.750	L1
Mississippi State	322	233	81	8	.736	60	43	17	0	.717	W11
Missouri	16	14	2	0	.875	16	14	2	0	.875	W4
South Carolina	84	62	22	0	.738	60	49	11	0	.817	L2
Tennessee	363	286	68	9	.800	60	49	11	0	.817	W2
Texas A&M	16	16	0	0	1.000	16	16	0	0	1.000	W16
Vanderbilt	323	195	119	9	.618	60	37	23	0	.617	L1
<b>TOTALS</b>	<b>3643</b>	<b>2653</b>	<b>899</b>	<b>91</b>	<b>.741</b>	<b>739</b>	<b>595</b>	<b>144</b>	<b>0</b>	<b>.805</b>	---

STATE OF THE SEC

Record Last Five Years (2009-Current)

	W-L		Bowls	SEC Champ		SEC Champ	National Champ	AP Top 25
		Pct.		Game App.				
Alabama	86-10	.896	8	4	4	4	7	
LSU	70-21	.769	7	1	1	0	6	
Georgia	64-29	.688	6	2	0	0	3	
Florida	61-30	.670	6	2	0	0	3	
Auburn	60-32	.652	6	2	2	1	3	
South Carolina	59-32	.648	6	1	0	0	4	
Missouri	59-32	.648	5	2	0	0	3	
Texas A&M	58-33	.637	7	0	0	0	3	
Mississippi State	55-35	.611	6	0	0	0	2	
Arkansas	51-38	.573	1	0	0	0	2	
Ole Miss	49-40	.551	5	0	0	0	3	
Tennessee	44-44	.500	4	0	0	0	1	
Vanderbilt	35-52	.402	3	0	0	0	2	
Kentucky	32-54	.372	2	0	0	0	0	

Record Last 10 Years (2004-Current)

	W-L		Bowls	SEC Champ		SEC Champ	National Champ	AP Top 25
		Pct.		Game App.				
Alabama	127-33	.794	13	5	4	4	9	
LSU	121-35	.776	12	3	2	1	10	
Georgia	114-43	.726	12	3	1	0	8	
Florida	111-45	.712	11	4	2	2	7	
Auburn	107-48	.690	10	3	3	1	7	
Missouri	101-54	.652	9	2	0	0	5	
South Carolina	93-59	.612	9	1	0	0	4	
Texas A&M	89-63	.586	10	0	0	0	3	
Arkansas	83-67	.553	7	1	0	0	3	
Tennessee	82-69	.543	7	2	0	0	4	
Mississippi State	76-73	.510	7	0	0	0	2	
Ole Miss	72-76	.486	6	0	0	0	4	
Kentucky	60-87	.408	5	0	0	0	0	
Vanderbilt	58-88	.397	4	0	0	0	2	

SHUTOUTS IN THE SEC SINCE 1992

Which defenses in the SEC have posted the most shutouts since 1992:

Team	Total	Last
Alabama	28	12/31/15 vs. Michigan State (38-0)
Arkansas	8	11/22/14 vs. Ole Miss (30-0)
Auburn	14	8/30/08 vs. UL-Monroe (34-0)
Georgia	12	10/11/14 vs. Missouri (34-0)
Florida	11	9/6/14 vs. Eastern Michigan (65-0)
Kentucky	5	9/5/09 vs. Miami, Ohio (42-0)
LSU	18	9/13/14 vs. UL-Monroe (31-0)
Ole Miss	13	11/8/14 vs. Presbyterian (48-0)
Mississippi State	9	11/22/14 vs. Vanderbilt (51-0)
Missouri	8	9/17/11 vs. Western Illinois (69-0)
South Carolina	7	8/28/08 vs. N.C. State (34-0)
Tennessee	17	11/14/15 vs. North Texas (24-0)
Texas A&M	10	11/21/15 vs. Vanderbilt (25-0)
Vanderbilt	4	11/3/12 vs. Kentucky (40-0)

SEC'S BEST ROAD TEAMS SINCE 1992

Which SEC team has the best record away from home in league games since 1992 (includes neutral site games/does not include SEC Championship Game):

Team	W-L	Pct.
Florida	76-30	.717
Alabama	67-32	.677
Georgia	67-40-1	.625
Tennessee	57-40	.588
Auburn	54-42	.563
LSU	51-44-1	.536
South Carolina	38-60	.388
Arkansas	36-59-2	.381
Ole Miss	30-66	.313
Mississippi State	29-67-1	.304
Kentucky	24-72	.250
Vanderbilt	18-79	.186
-----		
Texas A&M	13-6	.684
Missouri	9-7	.563

CLOSE LOSSES SINCE 2003

Team	Total Losses	1-7 Margin	Pct.
Georgia	44	27	.614
Alabama	41	25	.610
Florida	49	24	.490
LSU	35	17	.486
South Carolina	66	31	.470
Arkansas	67	30	.448
Tennessee	68	27	.397
Auburn	53	21	.396
Ole Miss	79	31	.392
Texas A&M	70	26	.371
Vanderbilt	95	33	.347
Missouri	57	18	.316
Kentucky	93	29	.312
Mississippi State	81	19	.235

EASTERN DIVISION vs. WESTERN DIVISION

(Since 1992 • DOES NOT INCLUDE SEC CHAMPIONSHIP GAME)

EASTERN vs. Western	W	L	T	Pct.	Streak
Florida	40	28	0	.588	L1
Georgia	45	22	1	.669	W1
Kentucky	23	45	0	.338	L8
Missouri	4	4	0	.500	L2
South Carolina	24	43	1	.360	L4
Tennessee	36	31	1	.537	L11
Vanderbilt	12	56	0	.176	L6
TOTALS	184	229	3	.446	
-----					
WESTERN vs. Eastern	W	L	T	Pct.	Streak
Alabama	48	19	1	.713	W12
Arkansas	29	39	0	.426	W2
Auburn	41	26	1	.610	L1
LSU	37	30	1	.551	W5
Ole Miss	33	35	0	.485	L1
Mississippi State	36	32	0	.529	W4
Texas A&M	5	3	0	.625	W2
TOTALS	229	184	3	.556	

SEC NEWS & NOTES

SEC FOOTBALL SERIES MARGINS SINCE 2000 (Min. 10 games played / Includes 2015 games)

Series	G	Total		Avg.				
		Margin	Margin	1-9	10-19	20-29	30+	
South Carolina-Tennessee	16	121	7.56	11	4	1	0	
Georgia-South Carolina	16	173	10.81	9	4	2	1	
Florida-Tennessee	16	179	11.19	7	7	1	1	
Arkansas-LSU	16	181	11.31	10	3	2	1	
Alabama-LSU	17	199	11.71	9	4	3	1	
Florida-Georgia	16	188	11.75	9	4	2	1	
Ole Miss-Vanderbilt	16	188	11.75	9	5	1	1	
LSU-Ole Miss	16	191	11.94	9	4	1	2	
Auburn-Ole Miss	16	192	12.00	8	4	4	0	
Kentucky-Mississippi State	16	194	12.13	7	6	3	0	
Georgia-Tennessee	16	195	12.19	8	4	4	0	
Kentucky-South Carolina	16	206	12.88	11	1	2	2	
South Carolina-Vanderbilt	16	206	12.88	6	8	1	1	
Kentucky-Vanderbilt	16	222	13.88	6	6	2	2	
Florida-LSU	16	225	14.06	8	3	2	3	
Alabama-Auburn	16	232	14.50	8	4	2	2	
Arkansas-Mississippi State	16	232	14.50	9	2	2	3	
Auburn-LSU	16	233	14.56	7	3	4	2	
Arkansas-Ole Miss	16	236	14.75	6	5	1	4	
Kentucky-Tennessee	16	236	14.75	6	5	2	3	
Ole Miss-Mississippi State	16	237	14.81	5	7	2	2	
Auburn-Georgia	16	242	15.12	8	3	3	2	
Arkansas-Auburn	16	244	15.25	5	6	5	0	
Auburn-Mississippi State	16	246	15.38	8	2	4	2	
Arkansas-South Carolina	14	219	15.64	5	4	4	1	
Alabama-Tennessee	16	252	15.75	6	3	3	4	
Tennessee-Vanderbilt	16	255	15.94	8	2	4	2	
Alabama-Ole Miss	16	258	16.13	7	4	1	4	
Florida-South Carolina	16	281	17.56	5	2	4	4	
Alabama-Arkansas	16	290	18.13	6	4	3	3	
Alabama-Mississippi State	16	291	18.18	3	5	5	2	
Georgia-Kentucky	16	294	18.38	6	3	3	4	
Georgia-Vanderbilt	16	303	18.93	4	6	2	4	
Florida-Vanderbilt	16	315	19.69	5	4	5	2	
Florida-Kentucky	16	367	22.94	5	2	3	6	
LSU-Mississippi State	16	368	23.00	4	3	2	7	

SEC ALL-TIME RECORDS BY WINNING PERCENTAGE (Min. 23 starts)

1.	Jay Barker, Alabama (1991-94)	35-2-1 (.934)
2.	Danny Wuerffel, Florida (1993-96)	32-3-1 (.903)
T3.	AJ McCarron, Alabama (2010-13)	36-4 (.900)
T3.	Buck Belue, Georgia (1978-81)	27-3 (.900)
5.	John Lastinger, Georgia (1981-83)	20-2-1 (.891)
6.	Greg McElroy, Alabama (2007-10)	24-3 (.889)
7.	Tee Martin, Tennessee (1996-99)	22-3 (.880)
8.	Bobby Scott, Tennessee (1968-70)	20-3 (.869)
9.	Peyton Manning, Tennessee (1994-97)	39-6 (.867)
10.	Tim Tebow, Florida (2006-09)	35-6 (.866)
11.	Reggie Slack, Auburn (1986-89)	22-4 (.846)
12.	Connor Shaw, South Carolina (2010-13)	27-5 (.844)
13.	John Rauch, Georgia (1945-48)	36-8-1 (.811)
14.	David Greene, Georgia (2001-04)	42-10 (.808)
15.	Matthew Stafford, Georgia (2006-08)	28-7 (.800)
16.	Shane Matthews, Florida (1990-92)	27-7 (.794)
17.	Heath Shuler, Tennessee (1991-93)	19-5 (.792)
18.	Andy Kelly, Tennessee (1988-91)	24-5-2 (.790)
19.	Babe Parilli, Kentucky (1949-51)	28-8 (.778)
20.	Jason Campbell, Auburn (2001-04)	31-9 (.775)
21.	Casey Clausen, Tennessee (2000-03)	34-10 (.773)

CURRENT CONSECUTIVE GAMES WITHOUT BEING SHUTOUT

Southeastern Conference	Gms	Last Time Shutout
1.	*Florida	348 Oct. 29, 1988 (lost to Auburn, 16-0)
2.	Tennessee	272 Sept. 17, 1994 (lost to Florida, 31-0)
3.	Georgia	260 Sept. 30, 1995 (lost to Alabama, 31-0)
4.	Alabama	198 Nov. 18, 2000 (lost to Auburn, 9-0)
5.	South Carolina	128 Sept. 9, 2006 (lost to Georgia, 18-0)
6.	Mississippi State	90 Nov. 28, 2008 (lost to Ole Miss, 45-0)
7.	Auburn	40 Nov. 24, 2012 (lost to Alabama, 49-0)
8.	Kentucky	38 Nov. 3, 2012 (lost to Vanderbilt, 40-0)
9.	Arkansas	29 Oct. 19, 2013 (lost to Alabama, 52-0)
10.	Missouri	20 Oct. 11, 2014 (lost to Missouri, 34-0)
11.	Texas A&M	18 Oct. 18, 2014 (lost to Alabama, 59-0)
12.	Ole Miss	15 Nov. 22, 2014 (lost to Arkansas, 30-0)
13.	LSU	14 Nov. 15, 2014 (lost to Arkansas, 17-0)
14.	Vanderbilt	1 Nov. 21, 2015 (lost to Texas A&M, 25-0)

\* - Longest active streak in NCAA FBS.

SEC STATISTICAL TRENDS

Below are some statistical trends in the SEC since conference expansion in 1992 through the 2015 season (Averages per Game Only):

Category	1992	1993	1994	1995	1996	1997	1998	1999	2000	2001	2002	2003	2004	2005	2006	2007	2008	2009	2010	2011	2012	2013	2014	2015
Scoring Offense	21.7	24.7	26.3	27.1	24.6	25.7	25.9	24.9	26.4	27.7	25.6	27.3	25.0	24.1	25.4	30.3	25.6	28.4	31.0	27.3	30.4	31.7	31.5	28.4
Total Offense	335.1	367.2	366.9	376.7	344.7	372.6	376.4	349.5	364.8	399.2	360.4	376.9	368.9	348.3	351.6	385.9	342.9	378.6	400.2	355.0	402.4	432.5	417.7	399.6
Rushing Offense	167.4	169.8	165.1	153.7	144.7	137.9	144.0	127.7	140.9	154.1	163.9	157.8	166.6	141.4	140.5	168.4	147.1	175.8	175.2	161.1	168.4	197.0	189.0	177.1
Passing Offense	167.7	197.4	201.8	223.0	200.0	234.7	232.4	221.8	223.9	245.1	196.5	219.1	202.3	206.9	211.1	217.5	195.8	202.8	225.0	193.9	234.0	235.5	228.7	222.4
Percent Run	49.9%	46.2%	44.9%	40.8%	41.9%	37.0%	38.3%	36.5%	38.6%	38.6%	45.5%	41.9%	45.2%	40.6%	39.9%	43.6%	42.9%	46.4%	43.8%	45.4%	41.8%	45.5%	45.2%	44.3%
Percent Pass	50.1%	53.8%	55.1%	59.2%	58.1%	63.0%	61.7%	63.5%	61.4%	61.4%	54.5%	58.1%	54.8%	59.4%	60.1%	56.8%	57.1%	53.6%	56.2%	54.6%	58.2%	54.5%	54.8%	55.7%
Scoring Defense	18.8	19.6	21.7	22.5	20.9	21.2	22.3	21.0	22.2	23.7	21.2	22.5	21.2	20.7	19.4	23.8	20.5	20.8	23.7	20.7	23.0	24.8	23.4	21.9
Total Defense	315.1	329.9	340.9	349.0	320.3	339.1	349.5	322.4	337.1	372.5	329.2	346.6	336.9	327.6	315.0	352.9	309.4	328.7	350.3	320.7	361.3	379.8	370.3	358.1
Rushing Defense	145.8	146.1	151.4	141.6	131.7	121.6	132.9	107.3	128.8	140.7	143.1	137.7	149.5	131.7	128.4	147.4	122.3	140.7	141.2	143.8	140.2	161.0	157.7	151.0
Passing Defense	169.3	183.8	189.5	207.4	188.6	217.5	216.6	215.1	208.3	231.8	186.1	208.9	187.4	195.9	186.6	205.5	187.1	188.0	209.1	176.9	221.2	218.7	212.6	207.1
Percent Run	46.3%	44.3%	44.4%	40.6%	41.1%	35.9%	38.0%	33.3%	38.2%	37.8%	43.5%	39.7%	44.4%	40.2%	40.8%	41.8%	39.5%	42.8%	40.3%	44.8%	38.7%	42.4%	42.6%	42.3%
Percent Pass	53.7%	55.7%	55.6%	59.4%	58.9%	64.1%	62.0%	66.7%	61.8%	62.2%	56.5%	60.3%	55.6%	58.8%	59.2%	58.2%	60.5%	57.2%	59.7%	55.2%	61.3%	57.6%	57.4%	57.8%

SEC CAREER STATISTICAL LEADERS

Total Offensive Yards Gained

- 13,562 - Aaron Murray, Georgia (396 rushing, 13,166 passing).....2010-13
- 12,232 - Tim Tebow, Florida (2,947 rushing, 9,285 passing).....2006-09
- 11,897 - Dak Prescott, Mississippi State (2,521 rushing, 9,376 passing).....2012-**
- 11,380 - Chris Leak, Florida (137 rushing, 11,213 passing, 30 receiving).....2003-06
- 11,270 - David Greene, Georgia (-258 rushing, 11,528 passing).....2001-04
- 11,020 - Peyton Manning, Tennessee (-181 rushing, 11,201 passing).....1994-97
- 10,841 - Eric Zeier, Georgia (-312 rushing, 11,153 passing).....1991-94
- 10,637 - Jared Lorenzen, Kentucky (279 rushing, 10,354 passing).....2000-03
- 10,500 - Danny Wuerffel, Florida (-375 rushing, 10,875 passing).....1993-96
- 10,478 - Bo Wallace, Ole Miss (944 rushing, 9,534 passing).....2012-15

Highest Active Players

11,897 - Dak Prescott, Mississippi State (2,521 rushing, 9,376 passing).....2012-  
 7,596 - Brandon Allen, Arkansas (133 rushing, 7,463 passing).....2012-  
 5,474 - Patrick Towles, Kentucky (353 rushing, 5,099 passing).....2012-

Touchdown Responsibility

- 145 - Tim Tebow, Florida (57 rushing, 88 passing).....2006-09
- 137 - Aaron Murray, Georgia (16 rushing, 121 passing).....2010-13
- 122 - Danny Wuerffel, Florida (8 rushing, 114 passing).....1993-96
- 114 - Dak Prescott, Mississippi State (41 rushing, 70 passing, 3 rec.).....2012-**
- 101 - Peyton Manning, Tennessee (12 rushing, 89 passing).....1994-97
- 101 - Chris Leak, Florida (13 rushing, 88 passing).....2003-06
- 93 - Johnny Manziel, Texas A&M (30 rushing, 63 passing).....2012-13
- 90 - Jared Lorenzen, Kentucky (12 rushing, 78 passing).....2000-03
- 86 - Eli Manning, Ole Miss (5 rushing, 81 passing).....2000-03
- 84 - Andre Woodson, Kentucky (5 rushing, 79 passing).....2004-07

Highest Active Players

114 - Dak Prescott, Mississippi State (41 rushing, 70 passing, 3 rec.).....2012-

Rushing Yards Gained

- 5,259 - Herschel Walker, Georgia (33 games).....1980-82
- 4,590 - Darren McFadden, Arkansas (38 games).....2005-07
- 4,557 - Kevin Faulk, LSU (41 games).....1995-98
- 4,303 - Bo Jackson, Auburn (38 games).....1982-85
- 4,163 - Errict Rhett, Florida (48 games).....1990-93
- 4,050 - Dalton Hilliard, LSU (44 games).....1982-85
- 4,035 - Charles Alexander, LSU (44 games).....1975-78
- 3,994 - Anthony Dixon, Mississippi State (47 games).....2006-09
- 3,928 - Emmitt Smith, Florida (31 games).....1987-89
- 3,835 - Sonny Collins, Kentucky (41 games).....1972-75

Highest Active Players

3,703 - Alex Collins, Arkansas (38 games).....2013-  
 3,591 - Derrick Henry, Alabama (41 games).....2013-  
 2,987 - Leonard Fournette, LSU (25 games).....2014-  
 2,521 - Dak Prescott, Mississippi State (49 games).....2012-  
 2,321 - Jonathan Williams, Arkansas (36 games).....2012-

All-Purpose Rushing Yards

- 6,833 - Kevin Faulk, LSU .....1995-98
- 5,881 - Darren McFadden, Arkansas .....2005-07
- 5,856 - Derek Abney, Kentucky .....2000-03
- 5,749 - Herschel Walker, Georgia .....1980-82
- 5,743 - Domanick Davis, LSU .....1999-2002
- 5,596 - James Brooks, Auburn .....1977-80
- 5,393 - Errict Rhett, Florida .....1990-93
- 5,343 - Rafael Little, Kentucky .....2004-07
- 5,330 - Dennis Johnson, Arkansas .....2008-12
- 5,326 - Dalton Hilliard, LSU .....1982-85

Highest Active Players

4,742 - Jaylen Walton, Ole Miss.....2012-  
 3,992 - Leonard Fournette, LSU .....2014-  
 3,890 - Alex Collins, Arkansas .....2013-  
 3,876 - Derrick Henry, Alabama.....2013-  
 2,666 - Jonathan Williams, Arkansas .....2012-

Pass Completions

- 921 - Aaron Murray, Georgia (1,478 atts., 13,166 yards).....2010-13
- 895 - Chris Leak, Florida (1,458 atts., 11,213 yards).....2003-06
- 863 - Peyton Manning, Tennessee (1,402 atts., 11,201 yards).....1994-97
- 862 - Jared Lorenzen, Kentucky (1,514 atts., 10,354 yards).....2000-03
- 849 - David Greene, Georgia (1,440 atts., 11,528 yards).....2001-04
- 838 - Eric Zeier, Georgia (1,402 atts., 11,153 yards).....1991-94
- 829 - Eli Manning, Ole Miss (1,363 atts., 10,119 yards).....2000-03
- 795 - Tim Couch, Kentucky (1,184 atts., 8,435 yards).....1996-98
- 791 - Andre' Woodson, Kentucky (1,278 atts., 9,360 yards).....2004-07
- 775 - Casey Clausen, Tennessee (1,270 atts., 9,707 yards).....2000-03

Highest Active Players

734 - Dak Prescott, Mississippi State (1,169 atts., 9,376 yards).....2012-  
 583 - Brandon Allen, Arkansas (1,016 atts., 7,463 yards).....2012-

Passing Yards

- 13,166 - Aaron Murray, Georgia (921 of 1,478).....2010-13
- 11,528 - David Greene, Georgia (849 of 1,440).....2001-04
- 11,213 - Chris Leak, Florida (895 of 1,458).....2003-06
- 11,201 - Peyton Manning, Tennessee (863 of 1,381).....1994-97
- 11,153 - Eric Zeier, Georgia (838 of 1,402).....1991-94
- 10,875 - Danny Wuerffel, Florida (708 of 1,170).....1993-96
- 10,354 - Jared Lorenzen, Kentucky (862 of 1,514).....2000-03
- 10,119 - Eli Manning, Ole Miss (829 of 1,363).....2000-03
- 9,707 - Casey Clausen, Tennessee (774 of 1,269).....2000-03
- 9,534 - Bo Wallace, Ole Miss (747 of 1,186).....2012-15

Highest Active Player

9,376 - Dak Prescott, Mississippi State (734 of 1,169).....2012-

Consecutive Attempts Without An Interception

- 325 - Andre Woodson, Kentucky.....2006-07
- 291 - AJ McCarron, Alabama .....2011-12
- 288 - Dak Prescott, Mississippi State .....2014-15**
- 214 - David Greene, Georgia .....2004
- 203 - Tim Tebow, Florida .....2008
- 200 - Stewart Patridge, Ole Miss.....1997
- 190 - Brodie Croyle, Alabama.....2005
- 184 - Tyler Wilson, Arkansas.....2011
- 177 - Connor Shaw, South Carolina.....2012-13
- 176 - Eric Zeier, Georgia.....1993-94
- 176 - David Greene, Georgia .....2002-03

Highest Active Player

288 - Dak Prescott, Mississippi State.....2014-15

## SEC CAREER STATISTICAL LEADERS

Touchdown Passes

1.	121- Aaron Murray, Georgia.....	2010-13
2.	114 - Danny Wuerffel, Florida.....	1993-96
3.	89 - Peyton Manning, Tennessee.....	1994-97
4.	88 - Chris Leak, Florida.....	2003-06
	88 - Tim Tebow, Florida.....	2006-09
6.	81 - Eli Manning, Ole Miss.....	2000-03
7.	79 - Andre' Woodson, Kentucky.....	2004-07
8.	78 - Jared Lorenzen, Kentucky.....	2000-03
9.	77 - Rex Grossman, Florida.....	2000-02
	77 - A.J. McCarron, Alabama.....	2010-13

Highest Active Player

70 - Dak Prescott, Mississippi State.....	2012-
64 - Brandon Allen, Arkansas.....	2012-

Receptions

1.	262- Jordan Matthews, Vanderbilt (3,759 yards).....	2010-13
2.	236 - Earl Bennett, Vanderbilt (2,852 yards).....	2005-07
3.	228 - Amari Cooper, Alabama (3,463 yards).....	2012-15
4.	208 - Craig Yeast, Kentucky (2,899 yards).....	1995-98
5.	207 - Kenny McKinley, South Carolina (2,781 yards).....	2005-09
6.	204 - Terrence Edwards, Georgia (3,093 yards).....	1999-2002
<b>7.</b>	<b>202 - Laquon Treadwell, Ole Miss (2,393 yards).....</b>	<b>2013-</b>
8.	200 - Keith Edwards, Vanderbilt (1,757 yards).....	80,82-84
9.	198 - Chris Collins, Ole Miss (2,621 yards).....	2000-03
10.	197 - Derek Abney, Kentucky (2,339 yards).....	2000-03

Highest Active Player

202 - Laquon Treadwell, Ole Miss (2,393 yards).....	2013-
169 - Malcolm Mitchell, Georgia (2,236 yards).....	2011-

Reception Yardage

1.	3,759- Jordan Matthews, Vanderbilt (262 catches).....	2010-13
2.	3,463 - Amari Cooper, Alabama (228 catches).....	2012-15
3.	3,093 - Terrence Edwards, Georgia (204 catches).....	1999-2002
4.	3,042 - Alshon Jeffery, South Carolina (183 catches).....	2009-11
5.	3,001 - Josh Reed, LSU (167 catches).....	1999-2001
6.	2,964 - Boo Mitchell, Vanderbilt (188 catches).....	1985-88
7.	2,934 - Jarius Wright, Arkansas (168 catches).....	2008-11
8.	2,923 - DJ Hall, Alabama (194 catches).....	2004-07
9.	2,899 - Craig Yeast, Kentucky (208 catches).....	1995-98
10.	2,884 - Fred Gibson, Georgia (161 catches).....	2001-04

Highest Active Players

2,393 - Laquon Treadwell, Ole Miss (202 catches).....	2013-
2,350 - Malcolm Mitchell, Georgia (174 catches).....	2011-

Touchdown Receptions

1.	31 - Chris Doering, Florida (40 games).....	1992-95
	31 - Amari Cooper, Alabama (40 games).....	2012-15
3.	30 - Terrence Edwards, Georgia (45 games).....	1999-2002
4.	29 - Ike Hilliard, Florida (32 games).....	1994-96
	29 - Terry Beasley, Auburn (30 games).....	1969-71
	29 - Jack Jackson, Florida (38 games).....	1992-94
7.	28 - Craig Yeast, Kentucky (43 games).....	1995-98
8.	27 - Jabar Gaffney, Florida (23 games).....	2000-2001
	27 - Marcus Monk, Arkansas (40 games).....	2004-07
10.	26 - Reidel Anthony, Florida (33 games).....	1994-96
	26 - Dwayne Bowe, LSU (42 games).....	2003-06

Highest Active Players

21 - Laquon Treadwell, Ole Miss (35 games).....	2013-
16 - Malcolm Mitchell, Georgia (45 games).....	2011-

Rushing Touchdowns

1.	55 - Tim Tebow, Florida.....	2006-09
2.	49 - Herschel Walker, Georgia.....	1980-82
3.	46 - Kevin Faulk, LSU.....	1995-98
4.	45 - Carnell Williams, Auburn.....	2001-04
5.	44 - Dalton Hilliard, LSU.....	1982-85
6.	43 - Bo Jackson, Auburn.....	1982-85
7.	42 - Anthony Dixon, Mississippi State.....	2006-09
	<b>42 - Derrick Henry, Alabama.....</b>	<b>2013-</b>
	42 - Mark Ingram, Alabama.....	2008-10
9.	41 - Shaun Alexander, Alabama.....	1996-99
	41 - Darren McFadden, Arkansas.....	2005-07
	<b>41 - Dak Prescott, Mississippi State.....</b>	<b>2012-</b>

Highest Active Players

42 - Derrick Henry, Alabama.....	2013-
41 - Dak Prescott, Mississippi State.....	2012-
36 - Alex Collins, Arkansas.....	2013-

Points Scored

1.	412 - Blair Walsh, Georgia (184 PATs, 76 FGs, 53 games).....	2008-11
2.	409 - Billy Bennett, Georgia (148 PAT, 87 FGs, 50 games).....	2000-03
3.	<b>407 - Marshall Morgan, Georgia (215 PATs, 64 FGs, 51 games).....</b>	<b>2012-</b>
4.	385 - Leigh Tiffin, Alabama (136 PATs, 83 FGs, 46 games).....	2006-09
5.	371 - Jeff Hall, Tennessee (188 PAT, 61 FGs, 46 games).....	1995-98
6.	369 - Colt David, LSU (201 PATs, 54 FGs, 1 TD, 52 games).....	2005-09
7.	368 - Jeff Chandler, Florida (67 FGs, 167 PATs, 46 games).....	1997-2001
8.	363 - Wes Byrum, Auburn (183 PATs, 60 FGs, 51 games).....	2007-10
<b>9.</b>	<b>355 - Andrew Baggett, Missouri (157 PATs, 66 FGs, 52 games).....</b>	<b>2012-</b>
10.	354 - Zach Hocker, Arkansas (61 FGs, 171 PATs, 50 games).....	2010-13

Highest Active Players

407 - Marshall Morgan, Georgia (215 PATs, 64 FGs, 51 games).....	2012-
355 - Andrew Baggett, Missouri (157 PATs, 66 FGs, 52 games).....	2012-

SEC CAREER STATISTICAL LEADERS

Most Touchdowns Scored

1.	57 - Tim Tebow, Florida (55 games).....	2006-09
2.	53 - Kevin Faulk, LSU (41 games).....	1995-98
3.	52 - Herschel Walker, Georgia (33 games).....	1980-82
4.	50 - Dalton Hilliard, LSU (44 games).....	1982-85
5.	50 - Shaun Alexander, Alabama (41 games).....	1996-99
6.	46 - Carnell Williams, Auburn (42 games).....	2001-04
	46 - Anthony Dixon, Mississippi State (47 games).....	2006-09
	46 - Mark Ingram, Alabama (39 games).....	2008-10
9.	45 - Bo Jackson, Auburn (38 games).....	1982-85

Highest Active Players

44 - Dak Prescott, Mississippi State (48 games).....	2012-
--	-------

Field Goals Made

1.	87 - Billy Bennett, Georgia (110 atts.).....	2000-03
2.	83 - Leigh Tiffin, Alabama (109 atts.).....	2006-09
3.	78 - Philip Doyle, Alabama (105 atts.).....	1987-90
4.	77 - Kevin Butler, Georgia (98 atts.).....	1981-84
5.	76 - Blair Walsh, Georgia (103 atts.).....	2008-11
6.	71 - Fuad Reveiz, Tennessee (95 atts.).....	1981-84
7.	70 - Caleb Sturgis, Florida (87 atts.).....	2008-12
8.	67 - Jeff Chandler, Florida (80 atts.).....	1997-2001
9.	<b>66 - Andrew Baggett, Missouri (90 atts.).....</b>	<b>2012-</b>
10.	65 - Michael Proctor, Alabama (91 atts.).....	1992-95

Highest Active Players

66 - Andrew Baggett, Missouri (90 atts.).....	2012-
64 - Marshall Morgan, Georgia (84 atts.).....	2012-

Total Points Scored by Kicking

1.	412 - Blair Walsh, Georgia (184 PATs, 76 FGs, 53 games).....	2008-11
2.	409 - Billy Bennett, Georgia (87 FGs, 148 PATs).....	2000-03
3.	<b>407 - Marshall Morgan, Georgia (215 PATs, 64 FGs, 51 games).....</b>	<b>2012-</b>
4.	385 - Leigh Tiffin, Alabama (136 PATs, 83 FGs, 46 games).....	2006-09
5.	371 - Jeff Hall, Tennessee (61 FGs, 188 PATs).....	1995-98
6.	368 - Jeff Chandler, Florida (67 FGs, 167 PATs).....	1997-2001
7.	363 - Colt David, LSU (201 PATs, 54 FGs, 52 games).....	2005-09
	363 - Wes Byrum, Auburn (183 PATs, 60 FGs, 51 games).....	2007-10
9.	<b>355 - Andrew Baggett, Missouri (157 PATs, 66 FGs, 52 games).....</b>	<b>2012-</b>
10.	354 - Zach Hocker, Arkansas (61 FGs, 171 PATs, 50 games).....	2010-13

Highest Active Players

407 - Marshall Morgan, Georgia (215 PATs, 64 FGs, 51 games).....	2012-
355 - Andrew Baggett, Missouri (157 PATs, 66 FGs, 52 games).....	2012-

PAT Kicks Made

1.	<b>215 - Marshall Morgan, Georgia (220 atts.).....</b>	<b>2012-</b>
2.	201 - Colt David, LSU (204 atts.).....	2005-08
3.	188 - Jeff Hall, Tennessee (194 atts.).....	1995-98
4.	184 - Blair Walsh, Georgia (186 atts.).....	2008-11
5.	183 - Wes Byrum, Auburn (186 atts.).....	2007-10
6.	172 - Jeremy Shelley, Alabama (175 atts.).....	2009-12
7.	171 - Zach Hocker, Arkansas (173 atts.).....	2010-13
8.	167 - Jeff Chandler, Florida (180 atts.).....	1997-2001
9.	162 - John Vaughn, Auburn (163 atts.).....	2003-06
10.	161 - John Beckvoort, Tennessee (161 atts.).....	1991-94

Highest Active Players

215 - Marshall Morgan, Georgia (220 atts.).....	2012-
157 - Andrew Baggett, Missouri (166 atts.).....	2012-

Punt Return Yards

1.	1,752 - Javier Arenas, Alabama (125 returns).....	2006-09
2.	1,695 - Lee Nalley, Vanderbilt (109 returns).....	1947-49
3.	1,371 - Brandon James, Florida (117 returns).....	2006-09
4.	1,332 - Tony James, Mississippi State (121 returns).....	1989-92
5.	1,253 - Damien Gary, Georgia (114 returns).....	2000-03
6.	1,170 - Thomas Bailey, Auburn (125 returns).....	1991-94
7.	1,163 - Bobby Majors, Tennessee (117 returns).....	1969-71
8.	1,142 - Junie Hovious, Ole Miss (84 returns).....	1938-41
9.	1,126 - Domanick Davis, LSU (94 returns).....	1999-2002
10.	1,119 - Harry Gilmer, Alabama (83 returns).....	1944-47
	1,119 - Greg Richardson, Alabama (125 returns).....	1983-86

Highest Active Players

673 - Cyrus Jones, Alabama (53 returns).....	2012-
502 - Tre'Davious White, LSU (45 returns).....	2013-
467 - Cameron Sutton, Tennessee (25 returns).....	2013-

Kickoff Return Yards

1.	2,784 - Dennis Johnson, Arkansas (119 returns).....	2008-12
2.	2,718 - Brandon James, Florida (112 returns).....	2006-09
3.	2,663 - Brandon Boykin, Georgia (110 returns).....	2008-11
4.	2,498 - Derek Pegues, Mississippi State (112 returns).....	2005-08
5.	2,476 - Chris Culliver, South Carolina (106 returns).....	2007-10
6.	2,315 - Derek Abney, Kentucky (95 returns).....	2000-03
7.	2,263 - Mark Johnson, Vanderbilt (107 returns).....	1986-88, 90
8.	2,168 - Domanick Davis, LSU (95 returns).....	1999-2002
9.	2,116 - Javier Arenas, Alabama (88 returns).....	2006-09
10.	2,111 - Andre Debose, Florida (79 returns).....	2010-15

Highest Active Players

2,036 - Jaylen Walton, Ole Miss (97 returns).....	2012-
1,828 - Darrius Sims, Vanderbilt (81 returns).....	2013-

SEC CAREER STATISTICAL LEADERS

Rushing Yards by Quarterbacks

1.	2,947 - Tim Tebow, Florida.....	2006-09
2.	2,535 - Matt Jones, Arkansas.....	2001-04
<b>3.</b>	<b>2,521 - Dak Prescott, Mississippi State .....</b>	<b>2012-</b>
4.	2,280 - John Bond, Mississippi State .....	1980-83
5.	2,169 - Johnny Manziel, Texas A&M .....	2012-13
6.	1,884 - Phil Gargis, Auburn.....	1973-76
7.	1,868 - Don Smith, Mississippi State .....	1983-86
8.	1,866 - Nick Marshall, Auburn .....	2013-15
9.	1,799 - Andy Johnson, Georgia.....	1971-73
10.	1,764 - Derrick Ramsey, Kentucky.....	1975-77

Highest Active Players

2,521 - Dak Prescott, Mississippi State.....	2012-
--	-------

Yards Punted

1.	12,171 - Jim Arnold, Vanderbilt (277 punts).....	1979-82
2.	11,562 - Blake McAdams, Mississippi State (293 punts-SEC Record) .....	2005-08
3.	11,549 - Jim Miller, Ole Miss (266 punts) .....	1976-79
4.	11,336 - Bill Marinangel, Vanderbilt (272 punts).....	1993-96
5.	11,260 - Bill Smith, Ole Miss (254 punts) .....	1983-86
6.	10,937 - Brett Upson, Vanderbilt (271 punts).....	2006-09
<b>7.</b>	<b>10,693 - Landon Foster, Kentucky (256 punts) .....</b>	<b>2012-</b>
8.	10,216 - Dustin Colquitt, Tennessee (240 punts) .....	2001-04
9.	10,179 - Lewis Colbert, Auburn (244 punts) .....	1982-85
10.	10,177 - Matt Wait, Arkansas (251 punts) .....	1994-97

Highest Active Players

10,693 - Landon Foster, Kentucky (256 punts) .....	2012-
--	-------

Interceptions

1.	20 - Bobby Wilson, Ole Miss (379 yards).....	1946-49
	20 - Chris Williams, LSU (91 yards) .....	1977-80
3.	19 - Glenn Cannon, Ole Miss (180 yards) .....	1967-69
	19 - Antonio Langham, Alabama (229 yards).....	1990-93
5.	18 - Buddy McClinton, Auburn (251 yards).....	1967-69
	18 - Tim Priest, Tennessee (305 yards).....	1968-70
7.	16 - Johnthan Banks, Mississippi State (318 yards) .....	2009-12
	16 - Bacarri Rambo, Georgia (293 yards) .....	2009-12
	16 - Harry Gilmer, Alabama (234 yards) .....	1944-47
	16 - Jake Scott, Georgia (315 yards).....	1967-68
	16 - Mike Jones, Tennessee (305 yards) .....	1967-69
	16 - Harry Harrison, Ole Miss (242 yards) .....	1971-73
	16 - Jeremiah Castille, Alabama (186 yards).....	1979-82
	16 - John Mangum, Alabama (95 yards).....	1986-89
	16 - Walter Harris, Mississippi State (162 yards) .....	1992-95
	16 - Senquez Golson, Ole Miss (232 yards) .....	2011-15

Highest Active Players

11 - Skai Moore, South Carolina (122 yards).....	2013-
10 - Vernon Hargreaves, Florida (191 yards) .....	2013-

Tackles

1.	547 - Andy Spiva, Tennessee.....	1973-76
2.	528 - Freddie Smith, Auburn .....	1976-79
	528 - Jeff Herrod, Ole Miss.....	1984-87
4.	521 - Jim Kovach, Kentucky .....	1974-76, 1978
5.	482 - Chris Chenault, Kentucky .....	1985-88
6.	475 - David Little, Florida .....	1977-80
	475 - Jeff Kremer, Kentucky .....	1984-87
8.	472 - Kem Coleman, Ole Miss .....	1974-77
9.	470 - Marty Moore, Kentucky .....	1990-93
10.	467 - Scot Brantley, Florida.....	1976-79
	467 - Ben Zambiasi, Georgia.....	1974-77
	467 - Ray Costict, Mississippi State .....	1973-76

Highest Active Players

358 - Kentrell Brothers, Missouri .....	2012-
294 - Antonio Morrison, Florida.....	2012-

Sacks

1.	52.0 - Derrick Thomas, Alabama .....	1985-88
2.	49.0 - Billy Jackson, Mississippi State .....	1980-83
3.	37.0 - Ben Williams, Ole Miss.....	1972-75
4.	36.0 - David Pollack, Georgia .....	2001-04
5.	33.0 - Alex Brown, Florida .....	1998-01
6.	32.0 - Reggie White, Tennessee .....	1980-83
7.	29.0 - Richard Tardits, Georgia .....	1985-88
	29.0 - Eric Norwood, South Carolina .....	2006-09
9.	28.0 - Jimmy Payne, Georgia .....	1978-82
	28.0 - Leonard Little, Tennessee .....	1995-97
	28.0 - Jarvis Jones, Georgia .....	2011-12

Highest Active Players

24.0 - Myles Garrett, Texas A&M.....	2014-
19.0 - Jordan Jenkins, Georgia.....	2012-

Passes Deflected

1.	49 - Corey Webster, LSU .....	2001-04
2.	47 - John Mangum, Alabama .....	1985-88
3.	44 - Chevis Jackson, LSU .....	2004-07
4.	43 - Trevard Lindley, Kentucky .....	2006-09
5.	42 - Anthon Lott, Florida.....	1993-96
6.	40 - LaRon Landry, LSU .....	2003-06
	40 - Carlos Rogers, Auburn .....	2001-04
8.	39 - Larry Kennedy, Florida.....	1991-94
<b>9.</b>	<b>38 - Vernon Hargreaves, Florida .....</b>	<b>2013-</b>
10.	36 - Sheldon Brown, South Carolina .....	1998-2001
	36 - Robert Davis, Vanderbilt.....	1990-93
	36 - Dee Milliner, Alabama .....	2010-12

Highest Active Players

38 - Vernon Hargreaves, Florida.....	2013-
--------------------------------------	-------



SEC CAREER STATISTICAL LEADERS

Total Kick Return Yardage (Punt + Kickoff)

1.	4,089 - Brandon James, Florida (117-1371 PR / 112-2718 KOR) .....	2006-09
2.	3,868 - Javier Arenas, Alabama (125-1752 PR / 88-2116 KOR) .....	2006-09
3.	3,357 - Derek Abney, Kentucky (88-1,042 PR / 95-2,315 KOR) .....	2000-03
4.	3,294 - Domanick Davis, LSU (94-1126 PR / 95-2168 KOR) .....	1999-2002
5.	3,290 - Derek Pegues, Miss. State (112-2498 KOR / 78-792 PR) .....	2005-08
6.	3,194 - Tony James, Miss. State (121-1,332 PR / 78-1,862 KOR) .....	1989-92
7.	2,821 - Brandon Boykin, Georgia (9-158 PR / 110-2,663 KOR) .....	2008-11
8.	2,837 - Marcus Murphy, Missouri 75-801 PR / 87-2,036 KOR) .....	2010-15
9.	2,784 - Dennis Johnson, Arkansas (119-2,784 KOR) .....	2008-12
10.	2,690 - Thomas Bailey, Auburn (125-1,170 PR / 74-1,520 KOR) .....	1991-94

Highest Active Players

2,036 – Jaylen Walton, Ole Miss (96-2,036 KOR) .....	2012-
1,861 – Darius Sims, Vanderbilt (8-33 PR / 81-1,828 KOR) .....	2013-

Punt Return Touchdowns

1.	7 - Javier Arenas, Alabama .....	2006-09
2.	6 - Derek Abney, Kentucky .....	2000-03
3.	5 - Lee Nalley, Vanderbilt .....	1947-49
	5 - Joe Adams, Arkansas .....	2008-11

Highest Active Players

4 – Isaiah McKenzie, Georgia .....	2014–
4 - Cyrus Jones, Alabama .....	2012-
2 - Christian Kirk, Texas A&M .....	2015-
2 - Antonio Callaway, Florida .....	2015-
2 - Tre'Davious White, LSU .....	2014-

Total Kick/Punt Return Touchdowns

1.	8 - Derek Abney, Kentucky (6 PR, 2 KOR) .....	2000-03
2.	7 - Javier Arenas, Alabama (7 PR) .....	2006-09
	7 - Marcus Murphy (4 PR 3 KOR) .....	2012-15
4.	6 - Lee Nalley, Vanderbilt (5 PR, 1 KOR) .....	1947-49
5.	5 - Pinky Rohm, LSU (3 PR, 2 KOR) .....	1937
	5 - Brandon James, Florida (4 PR, 1 KOR) .....	2006-09
	5 - Willie Gault, Tennessee (1 PR, 4 KOR) .....	1979-82
	5 - Tom McWilliams, Mississippi State (4 PR, 1 KOR) .....	1944-48
	5 - Brandon Boykin, Georgia (4 KOR / Tied for SEC Career Record / 1 PR) .....	2008-11
	5 - Joe Adams, Arkansas (5 PR) .....	2008-11
	5 - Marcus Murphy, Missouri (3 PR, 2 KOR) .....	2012-
	<b>5 – Isaiah McKenzie, Georgia (4 PR, 1 KOR) .....</b>	<b>2014–</b>

Highest Active Players

5 – Isaiah McKenzie, Georgia (4 PR, 1 KOR) .....	2014–
--	-------

Career Field Goal Percentage (Min. 25 made)

1.	87.8 - Bobby Raymond, Florida (43 of 49) .....	1982-84
2.	87.2 - Bryson Rose, Ole Miss (25 of 29) .....	2010-12
3.	83.9 - Josh Jasper, LSU (47 of 56) .....	2007-10
4.	83.8 - Jeff Chandler, Florida (67 of 80) .....	1997-2001
5.	82.9 - Berj Yepremian, Florida (29 of 35) .....	1976-78
6.	82.1 - Judd Davis, Florida (32 of 39) .....	1992-94
7.	81.3 - David Browndyke, LSU (61 of 75) .....	1986-89
8.	80.3 - Brandon Coutu, Georgia (53 of 66) .....	2004-07
9.	80.0 - Jeremy Shelley, Alabama (44 of 55) .....	2009-12
10.	79.5 - Caleb Sturgis, Florida (70 of 88) .....	2008-12

Highest Active Player

77.3 - Austin MacGinnis, Kentucky (34 of 44) .....	2014-
76.2 – Marshall Morgan, Georgia (64 of 84) .....	2012-
74.6 - Elliott Fry, South Carolina (53 of 71) .....	2013-
73.3 - Andrew Baggett, Missouri (66 of 90) .....	2012-

Tackles for Loss

1.	74.0 - Derrick Thomas, Alabama .....	1985-88
2.	59.0 - Kindal Moorehead, Alabama .....	1998-2002
3.	58.0 - Wilber Marshall, Florida .....	1980-83
	58.0 - David Pollack, Georgia .....	2001-04
5.	55.0 - Alonzo Johnson, Florida .....	1981-85
	55.0 - Anthony McFarland, LSU .....	1995-98
7.	54.5 - Eric Norwood, South Carolina .....	2006-09
8.	53.0 - Leonard Little, Tennessee .....	1995-97
9.	51.5 - Derrick Harvey, Florida .....	2005-07
10.	51.0 - Reggie White, Tennessee .....	1980-83

Highest Active Players

40.0 – Jordan Jenkins, Georgia .....	2012–
33.5 - Myles Garrett, Texas A&M .....	2014-

## SEC ALL-AMERICANS (First Team Only)

## AMERICAN FOOTBALL COACHES ASSOCIATION

<u>Pos.</u>	<u>Name</u>	<u>School</u>	<u>Ht.</u>	<u>Wt.</u>	<u>Cl.</u>	<u>Hometown</u>
RB	Leonard Fournette	LSU	6-1	230	So.	New Orleans, La.

## ASSOCIATED PRESS

<u>Pos.</u>	<u>Name</u>	<u>School</u>	<u>Ht.</u>	<u>Wt.</u>	<u>Cl.</u>	<u>Hometown</u>
RB	Leonard Fournette	LSU	6-1	230	So.	New Orleans, La.
RB	Derrick Henry	Alabama	6-3	242	Jr.	Yulee, Fla.
TE	Hunter Henry	Arkansas	6-5	253	Jr.	Little Rock, Ark.
DL	A'Shawn Robinson	Alabama	6-4	312	Jr.	Fort Worth, Texas
LB	Reggie Ragland	Alabama	6-2	252	Sr.	Madison, Ala.
DB	Vernon Hargreaves III	Florida	5-11	199	Jr.	Tampa, Fla.

## FWAA

<u>Pos.</u>	<u>Name</u>	<u>School</u>	<u>Ht.</u>	<u>Wt.</u>	<u>Cl.</u>	<u>Hometown</u>
RB	Leonard Fournette	LSU	6-1	230	So.	New Orleans, La.
RB	Derrick Henry	Alabama	6-3	242	Jr.	Yulee, Fla.
C	Ryan Kelly	Alabama	6-5	297	Sr.	West Chester, Ohio
DL	Myles Garrett	Texas A&M	6-5	262	So.	Arlington, Texas
DL	A'Shawn Robinson	Alabama	6-4	312	Jr.	Fort Worth, Texas
LB	Reggie Ragland	Alabama	6-2	252	Sr.	Madison, Ala.
DB	Vernon Hargreaves III	Florida	5-11	199	Jr.	Tampa, Fla.

## SPORTING NEWS

<u>Pos.</u>	<u>Name</u>	<u>School</u>	<u>Ht.</u>	<u>Wt.</u>	<u>Cl.</u>	<u>Hometown</u>
RB	Derrick Henry	Alabama	6-3	242	Jr.	Yulee, Fla.
TE	Hunter Henry	Arkansas	6-5	253	Jr.	Little Rock, Ark.
OL	Ryan Kelly	Alabama	6-5	297	Sr.	West Chester, Ohio
KR	Evan Berry	Tennessee	5-11	207	So.	Fairburn, Ga.
DT	A'Shawn Robinson	Alabama	6-4	312	Jr.	Fort Worth, Texas
LB	Reggie Ragland	Alabama	6-2	252	Sr.	Madison, Ala.
CB	Vernon Hargreaves III	Florida	5-11	199	Jr.	Tampa, Fla.
PR	Cameron Sutton	Tennessee	5-11	186	Jr.	Jonesboro, Ga.

## WALTER CAMP

<u>Pos.</u>	<u>Name</u>	<u>School</u>	<u>Ht.</u>	<u>Wt.</u>	<u>Cl.</u>	<u>Hometown</u>
TE	Hunter Henry	Arkansas	6-5	253	Jr.	Little Rock, Ark.
C	Ryan Kelly	Alabama	6-5	297	Sr.	West Chester, Ohio
RB	Derrick Henry	Alabama	6-3	242	Jr.	Yulee, Fla.
RB	Leonard Fournette	LSU	6-1	230	So.	New Orleans, La.
DL	Myles Garrett	Texas A&M	6-5	262	So.	Arlington, Texas
LB	Reggie Ragland	Alabama	6-2	252	Sr.	Madison, Ala.
DB	Vernon Hargreaves III	Florida	5-11	199	Jr.	Tampa, Fla.
KR	Evan Berry	Tennessee	5-11	207	So.	Fairburn, Ga.

## AFCA

<u>Pos.</u>	<u>Name</u>	<u>School</u>	<u>Ht.</u>	<u>Wt.</u>	<u>Cl.</u>	<u>Hometown</u>
TE	Hunter Henry	Arkansas	6-5	253	Jr.	Little Rock, Ark.
C	Ryan Kelly	Alabama	6-5	297	Sr.	West Chester, Ohio
RB	Derrick Henry	Alabama	6-3	242	Jr.	Yulee, Fla.
DT	A'Shawn Robinson	Alabama	6-4	312	Jr.	Fort Worth, Texas
LB	Reggie Ragland	Alabama	6-2	252	Sr.	Madison, Ala.
CB	Vernon Hargreaves III	Florida	5-11	199	Jr.	Tampa, Fla.

## SEC PLAYERS ON AWARD WATCH LISTS

Name	School	Award			
Jerell Adams	South Carolina	Mackey	Denver Kirkland	Arkansas	Outland
Vadal Alexander	LSU	Lombardi / Outland	Alan Knott	South Carolina	Rimington
Brandon Allen	Arkansas	Manning	Alex Kozan	Auburn	Outland
Jonathan Allen	Alabama	Nagurski	Carl Lawson	Auburn	Butkus / Nagurski
Kyle Allen	Texas A&M	Maxwell	Austin MacGinnis	Kentucky	Groza
Toby Baker	Arkansas	<i>Guy*</i>	Curt Maggitt	Tennessee	Bednarik / Butkus / Nagurski
Derek Barnett	Tennessee	Bednarik / Nagurski	Mike Matthews	Texas A&M	Rimington
Kendell Beckwith	LSU	<i>Bednarik** / Butkus** / Nagurski</i>	Maty Mauk	Missouri	Manning / Maxwell
Devon Bell	Mississippi State	Guy	Jake McGee	Florida	<i>Mackey**</i>
Evan Boehm	Missouri	Outland / Rimington	Isaiah McKenzie	Georgia	Hornung
Kentrell Brothers	Missouri	Bednarik / Butkus / Nagurski	Cassanova McKinzy	Auburn	Bednarik / Butkus / Lombardi / Nagurski
Richie Brown	Mississippi State	Butkus	Jalen Mills	LSU	Bednarik / Nagurski
Jonathan Bullard	Florida	<i>Bednarik**</i>	Malcolm Mitchell	Georgia	Wuerffel
Taveze Calhoun	Mississippi State	<i>Campbell***</i>	Marshall Morgan	Georgia	Groza / Nagurski
Daniel Carlson	Auburn	<i>Groza***</i>	Antonio Morrison	Florida	Bednarik / Butkus** / Lombardi
Tra Carson	Texas A&M	Walker	Robert Nkemdiche	Ole Miss	<i>Bednarik** / Lombardi** / Lott / Nagurski / Outland</i>
Nich Chubb	Georgia	Camp / Maxwell / Walker	Speedy Noil	Texas A&M	Hornung
Alex Collins	Arkansas	Maxwell / Walker**	Kevin Phillips	Auburn	<i>Guy*</i>
Tony Conner	Ole Miss	Nagurski / Thorpe	Ethan Pocic	LSU	Rimington
C.J. Conrad	Kentucky	Mackey	Dak Prescott	Mississippi State	Camp / Manning / Maxwell** / O'Brien** / Wuerffel
Logan Cooke	Mississippi State	<i>Guy*</i>	Spencer Pulley	Vanderbilt	Rimington
Pharoh Cooper	South Carolina	Biletnikoff / Hornung / Maxwell	Greg Pyke	Georgia	Lombardi / Outland
Trevor Daniel	Tennessee	<i>Guy*</i>	Reggie Ragland	Alabama	<i>Bednarik*** / Butkus*** / Lombardi** / Lott / Nagurski***</i>
Joshua Dobbs	Tennessee	Manning / Maxwell / O'Brien / Wuerffel	Will Redmond	Mississippi State	Bednarik / Nagurski
Trent Domingue	LSU	<i>Groza**</i>	Jarran Reed	Alabama	Bednarik / Outland
Travin Dural	LSU	Biletnikoff	Jalen Reeves-Maybin	Tennessee	Butkus
Brooks Ellis	Arkansas	Butkus / Wuerffel	Josh Reynolds	Texas A&M	Biletnikoff
Evan Engram	Ole Miss	Mackey	A'Shawn Robinson	Alabama	<i>Bednarik** / Lombardi / Nagurski / Outland***</i>
Corey Fatony	Missouri	<i>Guy*</i>	Cam Robinson	Alabama	Outland
Leonard Floyd	Georgia	Bednarik / Butkus*** / Lombardi / Lott / Nagurski	Demarcus Robinson	Florida	Biletnikoff
Josh Forrest	Kentucky	Bednarik / Butkus	Michael Scherer	Missouri	Butkus
Landon Foster	Kentucky	<i>Wuerffel*** / Guy*</i>	JK Scott	Alabama	<i>Guy*</i>
Leonard Fournette	LSU	<i>Camp** / Hourning / Maxwell** / Walker***</i>	Brandon Shell	South Carolina	Outland
Kris Frost	Auburn	Butkus	Ashton Shumpert	Mississippi State	Walker
Elliott Fry	South Carolina	Groza	Mitch Smothers	Arkansas	Rimington
Myles Garrett	Texas A&M	<i>Bednarik** / Lombardi*** / Nagurski</i>	Cameron Sutton	Tennessee	Bednarik
Will Gleeson	Ole Miss	<i>Guy*</i>	Jon Toth	Kentucky	Rimington
Russell Hansbrough	Missouri	Maxwell / Walker	Johnny Townsend	Florida	<i>Guy**</i>
Vernon Hargreaves	Florida	<i>Bednarik** / Camp / Lott / Nagurski / Thorpe***</i>	Laquan Treadwell	Ole Miss	<i>Biletnikoff*** / Camp / Maxwell</i>
Charles Harris	Missouri	Bednarik	Sebastian Tretola	Arkansas	Outland
Derrick Henry	Alabama	<i>Camp*** / Heisman / Maxwell*** / Walker***</i>	Laremy Tunsil	Ole Miss	Lombardi / Outland
Hunter Henry	Arkansas	<i>Mackey***</i>	Jonathan Wallace	Auburn	Wuerffel
Mike Hilton	Ole Miss	<i>Thorpe**</i>	Jaylen Walton	Ole Miss	Hornung
O.J. Howard	Alabama	<i>Mackey**</i>	Toby Weathersby	LSU	Lombardi
Jalen Hurd	Tennessee	Maxwell	Ralph Webb	Vanderbilt	Walker
Germain Ifedi	Texas A&M	Outland	Tre'Davious White	LSU	<i>Thorpe**</i>
Eddie Jackson	Alabama	<i>Thorpe**</i>	Brandon Wilds	South Carolina	Walker
Jordan Jenkins	Georgia	Bednarik / Butkus / Lombardi / Nagurski / Wuerffel	Jonathan Williams	Arkansas	Maxwell / Walker
C.J. Johnson	Ole Miss	Butkus	Stanley Williams	Kentucky	Hornung
Jeremy Johnson	Auburn	Maxwell / O'Brien	Ethan Wolf	Tennessee	Mackey
Chris Jones	Mississippi State	Bednarik / Nagurski / Outland	Avery Young	Auburn	Lombardi / Outland
Deion Jones	LSU	<i>Butkus***</i>			
Jonathan Jones	Auburn	Lott / Nagurski / Thorpe			
Drew Kaser	Texas A&M	<i>Guy**</i>			
Jamie Keehn	LSU	<i>Guy* / Wuerffel</i>			
Kingsley Keke	Texas A&M	Lombardi			
Chad Kelly	Ole Miss	Maxwell			
Ryan Kelly	Alabama	Lombardi / Outland** / Rimington***			
Sean Kelly	South Carolina	<i>Guy*</i>			

**TOTAL – 110 / 192 total mentions**\* - Named to candidate list; \*\* - Semifinalist, \*\*\* - Finalist, **Winners In Bold And Italics**

**LIST INCLUDES 21 AWARDS:** Bednarik (Defensive Player), Maxwell (Player), Mackey (Tight End), Rimington (Center), Groza (Kicker), Guy (Punter), Nagurski (Defensive Player), Outland (Interior Lineman), Thorpe (Defensive Back), Butkus (Linebacker), Lombardi (Lineman/ Linebacker), Biletnikoff (Wide Receiver), O'Brien (Quarterback), Walker (Running Back), Camp (Player), Manning (Quarterback), Lott (Defensive Impact Player), Hendricks (Defensive End), Hornung (Multi-Purpose Player), Wuerffel (Community Service), Campbell (Scholar-Athlete), Heisman (Player)

# 2015 SEC Football

## POSTSEASON ALL-SEC TEAMS

### SEC Awards (voted by SEC Coaches)

#### OFFENSIVE PLAYER OF THE YEAR

Derrick Henry, Alabama

#### DEFENSIVE PLAYER OF THE YEAR

Reggie Ragland, Alabama

#### SPECIAL TEAMS PLAYER OF THE YEAR

Evan Berry, Tennessee

#### FRESHMAN OF THE YEAR

Christian Kirk, Texas A&M

#### SCHOLAR-ATHLETE OF THE YEAR

Ryan Kelly, Alabama

#### JACOBS BLOCKING TROPHY

Ryan Kelly, Alabama

Sebastian Tretola, Arkansas

#### COACH OF THE YEAR

Jim McElwain, Florida

### FIRST TEAM

#### OFFENSE

TE - Hunter Henry, Arkansas

OL - Sebastian Tretola, Arkansas

Vadal Alexander, LSU

Cam Robinson, Alabama

John Theus, Georgia

C - Ryan Kelly, Alabama

WR - Laquon Treadwell, Ole Miss

Fred Ross, Mississippi State

Pharoh Cooper, Alabama

QB - Dak Prescott, Mississippi State

RB - Derrick Henry, Alabama

Leonard Fournette, LSU

AP - Pharoh Cooper, South Carolina

#### DEFENSE

DL - Myles Garrett, Texas A&M

Jonathan Allen, Alabama

Jonathan Bullard, Florida

A'Shawn Robinson, Alabama

LB - Kentrell Brothers, Missouri

Reggie Ragland, Alabama

Zach Cunningham, Vanderbilt

DB - Vernon Hargreaves III, Florida

Eddie Jackson, Alabama

Jalen Tabor, Florida

Trae Elston, Ole Miss

### SPECIAL TEAMS

PK - Daniel Carlson, Auburn

P - Drew Kaser, Texas A&M

RS - Evan Berry, Tennessee

### SECOND TEAM

#### OFFENSE

TE - Evan Engram, Ole Miss

OL - Dominick Jackson, Alabama

Shon Coleman, Auburn

Dan Skipper, Arkansas

Germain Ifedi, Texas A&M

C - Ethan Pocic, LSU

WR - Calvin Ridley, Alabama

Christian Kirk, Texas A&M

De'Runnya Wilson, Mississippi State

QB - Chad Kelly, Ole Miss

RB - Alex Collins, Arkansas

Jalen Hurd, Tennessee

AP - Christian Kirk, Texas A&M

#### DEFENSE

DL - Robert Nkemdiche, Ole Miss

Marquis Haynes, Ole Miss

Charles Harris, Missouri

Derek Barnett, Tennessee

LB - Leonard Floyd, Georgia

Antonio Morrison, Florida

Skai Moore, South Carolina

DB - Mike Hilton, Ole Miss

Dominick Sanders, Georgia

Tre'Davious White, LSU

Jamal Adams, LSU

### SPECIAL TEAMS

PK - Taylor Bertolet, Texas A&M

Adam Griffith, Alabama

P - Johnny Townsend, Florida

RS - Christian Kirk, Texas A&M

### FRESHMAN ALL-SEC

#### OFFENSE

TE - C.J. Conrad, Kentucky

OL - William Clapp, LSU

Martez Ivey, Florida

Ross Pierschbacher, Alabama

Chance Hall, Tennessee

C - Zack Bailey, South Carolina

WR - Christian Kirk, Texas A&M

Calvin Ridley, Alabama

QB - Kyler Murray, Texas A&M

RB - Derrius Guice, LSU

Rawleigh Williams III, Arkansas

AP - Christian Kirk, Texas A&M

#### DEFENSE

DL - Arden Key, LSU

Terry Beckner, Missouri

Walter Brady, Missouri

Cece Jefferson, Florida

LB - Dre Greenlaw, Arkansas

Gerri Green, Mississippi State

Darrin Kirkland Jr., Tennessee

DB - Minkah Fitzpatrick, Alabama

Carlton Davis, Auburn

Marlon Humphrey, Alabama

Chris Westry, Kentucky

### SPECIAL TEAMS

P - Corey Fatony, Missouri

RS - Christian Kirk, Texas A&M

### AP All-SEC Team

#### FIRST TEAM

##### Offense

WR - Laquon Treadwell, Mississippi

WR - Pharoh Cooper, South Carolina

L - Cam Robinson, Alabama

L - Vadal Alexander, LSU

L - John Theus, Georgia

L - Sebastian Tretola, Arkansas

C - Ryan Kelly, Alabama

TE - Hunter Henry, Arkansas

QB - Dak Prescott, Mississippi State

RB - u-Derrick Henry, Alabama

RB - u-Leonard Fournette, LSU

PK - u-Daniel Carlson, Auburn

All-Purpose - Christian Kirk, Texas A&M

##### Defense

L - Myles Garrett, Texas A&M

L - Jon Bullard, Florida

L - Jonathan Allen, Alabama

L - A'Shawn Robinson, Alabama

LB - Reggie Ragland, Alabama

LB - Kentrell Brothers, Missouri

LB - Zach Cunningham, Vanderbilt

CB - u-Vernon Hargreaves III, Florida

CB - Jalen Tabor, Florida

S - Eddie Jackson, Alabama

S - Dominick Sanders, Georgia

P - Drew Kaser, Texas A&M

### SECOND TEAM

#### Offense

WR - Fred Ross, Mississippi State

WR - t-Drew Morgan, Arkansas

WR - t-Calvin Ridley, Alabama

L - Dan Skipper, Arkansas

L - Kyler Kerbyson, Tennessee

L - Braden Smith, Auburn

L - Dylan Wiesman, Tennessee

C - Brandon Kublanow, Georgia

TE - Jake McGee, Florida

QB - Chad Kelly, Mississippi

RB - Alex Collins, Arkansas

RB - Jalen Hurd, Tennessee

PK - Taylor Bertolet, Texas A&M

All-Purpose - t-Pharoh Cooper, South Carolina

All-Purpose - t-Evan Berry, Tennessee

#### Defense

L - Robert Nkemdiche, Mississippi

L - Jarran Reed, Alabama

L - Derek Barnett, Tennessee

L - t-Cory Johnson, Kentucky

L - t-Marquis Haynes, Mississippi

L - t-Charles Harris, Missouri

LB - Antonio Morrison, Florida

LB - Skai Moore, South Carolina

LB - Jalen Reeves-Maybin, Tennessee

CB - Tre'Davious White, LSU

CB - Mike Hilton, Mississippi

S - Trae Elston, Mississippi

S - Jamal Adams, LSU

P - Johnny Townsend, Florida

#### Offensive Player of the Year

u-Derrick Henry, Alabama

#### Defensive Player of the Year

Reggie Ragland, Alabama

#### Coach of the Year

Jim McElwain, Florida

#### Newcomer of the Year

Christian Kirk, Texas A&M

### SEC CHAMPIONSHIP GAME TO BE HELD AT NEW MERCEDES-BENZ STADIUM THROUGH 2026

*Ten-year agreement keeps event in Atlanta beginning in 2017*

For Immediate Release: September 8, 2015

ATLANTA -- The Southeastern Conference, along with AMB Sports & Entertainment (AMBSE) and the Georgia World Congress Center Authority (GWCCA), today at the College Football Hall of Fame announced an agreement to host the SEC Championship Game at Mercedes-Benz Stadium in Atlanta through 2026. The new agreement allows the SEC the option of adding up to two successive five-year extensions.

The Georgia Dome has hosted the SEC Championship Game for 21 years beginning in 1994, with capacity crowds in the last 19 consecutive years. By the end of the new agreement, including options, the Championship will have been played in Atlanta a total of 43 years. Mercedes-Benz Stadium is set to open in 2017, with 2016 set to be the final SEC Championship Game held in the Georgia Dome.

"Atlanta has served as an outstanding host for the SEC Football Championship Game for more than two decades and has been the perfect venue for one of the premier events in college sports," said SEC Commissioner Greg Sankey. "We look forward to continuing a very positive relationship with Mercedes-Benz Stadium and the Georgia World Congress Center as the home of our football championship."

The SEC Football Championship joins a growing list of events that will be hosted in Mercedes-Benz Stadium. The NCAA Men's Final Four will play in the stadium in 2020, and the stadium will host the annual Celebration Bowl, a championship game for the Mid-Eastern and Southwestern conferences of the Historically Black Colleges and Universities beginning in 2017. Atlanta is currently bidding on the 2018 National College Football Playoff Championship Game, which will be awarded later this year, and is a finalist for the 2019 or 2020 NFL Super Bowl. Selections for the Super Bowl games will be announced in May 2016.

"We are tremendously excited to continue the SEC legacy in Atlanta in the years to come," said Atlanta Falcons and Atlanta United Owner Arthur Blank. "The SEC Football Championship Game is a premier sporting event and is representative of the marquee events we will host at Mercedes-Benz Stadium. We look forward to working with the SEC toward their goal of producing national championship winners."

As reported by the GWCCA, the economic impact of the SEC Football Championship Game to the State of Georgia since 1999 is estimated at more than one billion dollars.

"The announcement made today is a reaffirmation of the strong relationship the Georgia World Congress Center Authority team has with the Southeastern Conference," said GWCCA Executive Director Frank Poe. "The Authority, through the Georgia Dome, has been a proud partner in the growth and development of the nation's premier collegiate football championship. We look forward to continuing that relationship as the SEC plays its final championship game in the Georgia Dome and moves into Mercedes Benz Stadium."

The press conference announcing the new 10-year agreement between Mercedes-Benz Stadium and the SEC was also attended by Atlanta Mayor Kasim Reed.

Currently under construction in downtown Atlanta, Mercedes-Benz Stadium will be a world-class, multi-purpose venue representing the latest in design, features and amenities. The stadium is on track to achieve LEED (Leadership in Energy & Environmental Design) certification at the highest level from the U.S. Green Building Council and will contribute to a thriving downtown tourist and entertainment district.

"The City of Atlanta is proud to be the home of the SEC Championship for the next ten years," said Mayor Reed. "Atlanta is the premier city for these prestigious events because we have a verifiable track record of success. With this announcement, Atlanta will remain where fans from across the Southeast come to experience our world-class hospitality."

Download an SEC Championship/Mercedes-Benz Stadium rendering here: <http://mercedesbenzstadium.com/mediakit/>

#### About Mercedes-Benz Stadium

The new home of the Atlanta Falcons and Atlanta United, Mercedes-Benz stadium will open in 2017. The multi-purpose venue will feature flexible capacity expandable for football events such as the SEC Championship to up to 75,000 seats; a retractable roof structure inspired by the oculus in the ancient Rome Pantheon; views of the Atlanta skyline; a 360-degree HD video halo board that, at nearly six stories tall and 1,100 linear feet in diameter, will be the largest in the NFL and the world; an exterior fan plaza providing fans with pre- and post-game entertainment; and a technology lounge offering a unique game-day experience full of media content and full game-day immersion.

For more information on Mercedes-Benz stadium and to view project renderings, photos and construction progress, visit [www.mercedesbenzstadium.com](http://www.mercedesbenzstadium.com) and follow #MBStadium.

SEC CHAMPIONSHIP GAME

SEC DIVISIONAL TIE-BREAKER

In the event of a tie for the division championship, the following procedures will be used to break all ties to determine the SEC Football Championship Game representative. All Conference versus Conference Games (both division and non-division) will be counted in the Conference Standings.

1. **Two-Team Tie.** In the event two teams are tied for a division title, the following procedure will be used in the following order:

- A. Head-to-head competition between the two tied teams;
- B. Records of the tied teams within the division;
- C. Head-to-head competition against the team within the division with the best overall (divisional and non-divisional) Conference record, and proceeding through the division (multiple ties within the division will be broken from first to last and a tie for first place will be broken before a tie for fourth place);
- D. Overall record against non-divisional teams;
- E. Combined record against all common non-divisional teams;
- F. Record against the common non-divisional team with the best overall Conference record (divisional or non-divisional) and proceeding through other common non-divisional teams based on their order of finish within their division;
- G. Best cumulative Conference winning percentage of non-divisional opponents;

Example: Tied Teams Non-Divisional Opponents Cumulative Record

Western 1 Eastern Opponents: 14-2  
 Western 2 Eastern Opponents: 12-4  
 (Western 1 would be the representative)

H. Coin flip of the tied teams.

2. **Three-Team Tie (or more).** If three teams (or more) are tied for a division title, the following procedure will be used in the following order: (Note: If one of the procedures results in one team being eliminated and two remaining, the two-team tiebreaker procedure as stated in No. 1 above will be used):

- A. Combined head-to-head record among the tied teams;
- B. Record of the tied teams within the division;
- C. Head-to-head competition against the team within the division with the best overall Conference record (divisional and non-divisional) and proceeding through the division (multiple ties within the division will be broken from first to last and a tie for first place will be broken before a tie for fourth place);
- D. Overall Conference record against non-divisional teams;
- E. Combined record against all common non-divisional teams;
- F. Record against the common non-divisional team with the best overall Conference record (divisional and non-divisional) and proceeding through other common non-divisional teams based on their order of finish within their division; and
- G. Best cumulative Conference winning percentage of non-divisional opponents

(Note: If two teams' non-divisional opponents have the same cumulative record, then the two-team tiebreaker procedures apply. If four teams are tied, and three teams' non-divisional opponents have the same cumulative record, the three-team tiebreaker procedures will be used beginning with 2.A.);

Example: Tied Teams Non-Divisional Opponents Cumulative Record

Western 1 Eastern Opponents: 14-2  
 Western 2 Eastern Opponents: 12-4  
 Western 3 Eastern Opponents: 8-8  
 (Western 1 would be the representative)

H. Coin flip of the tied teams with the team with the odd result being the representative (Example: If there are two teams with tails and one team with heads, the team with heads is the representative).

2015 SEC CHAMPIONSHIP GAME

The 2015 SEC Football Championship Game was played on Sat., Dec. 5 at 4 p.m. ET in Atlanta's Georgia Dome. The game was televised nationally on CBS Sports.

The game pitted the SEC's two divisional champions. This was the 24th annual title game (scores of previous games are below).

CBS Sports' national coverage of the SEC Championship game, which saw Alabama defeat Florida, 29-15, is the highest-rated college football game of the year.

The SEC Championship game averaged an overnight household rating/share in the metered markets of 8.3/17, up 8%, from last year's 7.7/16 for Alabama-Missouri.

The 2009 SEC Championship Game earned a 11.8 rating and a 24 share, the highest rated SEC Championship Game in history.

The game was played in Birmingham's Legion Field in 1992 and 1993 and moved to the Georgia Dome in 1994.

The Championship Game has drawn 22 capacity crowds in its 24-year history. Only 1993 (Birmingham) and 1995 (Atlanta) were not sellouts.

The 2013 SEC Championship Game, which saw Auburn defeat Missouri, delivered a national average household rating/share of 8.6/17 and averaged 14.4 million viewers, making it the most-watched college football game of the 2013 regular-season.

Alabama's dramatic SEC Championship Game victory over Georgia in 2012 produced a 9.8 rating with 16.2 million viewers, the most-watched college football game of the 2012 regular season.

Year	Score	Attendance
1992	Alabama 28, Florida 21	83,091
1993	Florida 28, Alabama 13	76,345
1994	Florida 24, Alabama 23	74,751
1995	Florida 34, Arkansas 3	71,325
1996	Florida 45, Alabama 30	74,132
1997	Tennessee 30, Auburn 29	74,896
1998	Tennessee 24, Miss. State 14	74,795
1999	Alabama 34, Florida 7	71,500
2000	Florida 28, Auburn 6	73,427
2001	LSU 31, Tennessee 20	74,843
2002	Georgia 30, Arkansas 3	74,835
2003	LSU 34, Georgia 13	74,913
2004	Auburn 38, Tennessee 28	74,892
2005	Georgia 34, LSU 14	73,717
2006	Florida 38, Arkansas 28	73,374
2007	LSU 21, Tennessee 14	73,832
2008	Florida 31, Alabama 20	75,892
2009	Alabama 32, Florida 13	75,514
2010	Auburn 56, South Carolina 17	75,802
2011	LSU 42, Georgia 10	74,515
2012	Alabama 32, Georgia 28	75,624
2013	Auburn 59, Missouri 42	75,632
2014	Alabama 42, Missouri 13	73,526
2015	Alabama 29, Florida 15	75,320

Here's a chart of team history in the SEC Championship Game:

Team	Appearances	W-L	Pct.
Florida	11	7-4	.636
Alabama	10	6-4	.600
Auburn	5	3-2	.600
Georgia	5	2-3	.400
LSU	5	4-1	.800
Tennessee	5	2-3	.400
Arkansas	3	0-3	.000
Missouri	2	0-2	.000
Mississippi State	1	0-1	.000
South Carolina	1	0-1	.000

## SEC CHAMPIONSHIP GAME

### SEC CHAMPIONSHIP GAME RACE RECAPS

1992 - Both races decided before final weekend. Florida and Georgia (6-2 in the SEC) were co-champions in the Eastern Division. The Gators won the tie-breaker by virtue of a 26-24 win over the Bulldogs earlier in the season. Alabama (8-0) was the outright Western Division champion, even with a game against Auburn in the final weekend, which the Tide won, 17-0.

1993 - Both races decided before final weekend. Florida won the Eastern Division and Alabama won the Western Division. The Gators finished 1/2 game ahead of Tennessee (UT tied Alabama, 17-17). Alabama, at 5-2-1, finished two games ahead second-place Arkansas. Auburn was 8-0 in the SEC, but was ineligible for the conference title.

1994 - Both races decided before final weekend. Florida won the Eastern Division, finishing SEC play at 7-1, two games ahead of Tennessee. Alabama won the Western Division with an 8-0 SEC mark, three games ahead of Miss. State.

1995 - Both races decided before final weekend. Florida won the Eastern Division, finishing SEC play at 8-0, one game ahead of Tennessee. Arkansas won the Western Division with a 6-2 SEC mark, one game ahead of Auburn and Alabama.

1996 - Both races decided before final weekend. Florida won the Eastern Division, finishing SEC play at 8-0, one game ahead of Tennessee. Alabama won the Western Division with a 6-2 SEC mark, tying LSU. However, the Tide defeated the Tigers, 26-0, earlier in the year to win the tie-breaker.

1997 - Eastern Division race not finalized until after the final weekend. Tennessee defeated Vanderbilt, 17-10, to win the division on the final weekend. Tennessee, at 7-1 in the SEC, finished one game ahead of Georgia and Florida. Auburn had won the Western Division with a 6-2 SEC mark, tying LSU. However, Auburn defeated LSU, 31-28, earlier in the year to win the tie-breaker.

1998 - Western Division race not finalized until after the final weekend. Miss. State defeated Ole Miss, 28-6, on Thanksgiving night, to win division on final weekend. Arkansas and Miss. State finished in tie for the division title. However, Miss. State defeated Arkansas, 22-21, earlier that season to win the tie-breaker. Arkansas defeated LSU 41-14 on the final weekend, but when State defeated Ole Miss, the chase for the Championship Game had been won. Tennessee had clinched the Eastern Division before the final weekend and defeated Vanderbilt, 41-0, to finished the SEC at 8-0.

1999 - Both races decided before final weekend. Florida won the Eastern Division, finishing SEC play at 7-1, one game ahead of Tennessee. Alabama won the Western Division with a 7-1 SEC mark, one game ahead of Miss. State.

2000 - Both races decided before final weekend. Florida won the Eastern Division, finishing SEC play at 7-1, two games ahead of South Carolina, Georgia and Tennessee. Auburn won the Western Division with a 6-2 SEC mark, one game ahead of LSU. LSU lost to Arkansas in the final weekend, 14-3. Even if the Tigers would have beaten the Razorbacks, Auburn would have won the tie-breaker over LSU due to a 34-17 win earlier in the season.

2001 - Both races go down to the final weekend. Due to game postponements on Sept. 15, games were reschedule for Dec. 1. On that weekend, Tennessee defeated Florida, 34-32, in Gainesville, and LSU defeated Auburn, 27-14, in Baton Rouge, to clinch berths in the SEC Championship Game. The Vols won the East with a 7-1 mark while LSU had a 5-3 mark and tied with Auburn for the West, but won the head-to-head tiebreaker.

2002 - Western division race not finalized until after the final weekend. Georgia clinched the Eastern Division championship on Nov. 16 after defeating Auburn, 24-21, in Auburn. The 7-1 Bulldogs finish one game ahead of Florida, which was 6-2. Arkansas wins the Western Division on the season's final weekend, defeating LSU, 21-20, in Little Rock on Nov. 29. The Razorbacks, LSU Tigers and Auburn Tigers are tied at 5-3 but Arkansas wins the head-to-head tiebreakers.

2003 - Both races decided on final weekend. Tennessee defeats Kentucky, 20-7, to force a three-way tie for Eastern Division championship between Vols, Georgia and Florida. Using tie-breaker involving the BCS standings, Georgia has the highest BCS ranking and has defeated Tennessee (next highest ranking) during regular season to secure SEC Championship Game berth. LSU defeats Arkansas, 55-24, and Ole Miss beats Mississippi State, 31-0, to force a tie for the Western Division championship. LSU's 17-14 win over Ole Miss the week before earns the Tigers the Western Division berth.

2004 - Auburn clinches berth in the SEC Championship Game on Oct. 30, tying the earliest since the game began in 1992 (Alabama, 1993). The Tigers (8-0) finish two games ahead in the standings of second-place LSU (6-2). Tennessee clinches berth as Eastern Division representative with 38-33 win against Vanderbilt on Nov. 20. The Vols (7-1) would win their next game on the following weekend against Kentucky to claim the division title outright. Georgia was second in the Western Division with a 6-2 mark.

2005 - Georgia (6-2) clinched Eastern Division Championship with a 45-13 win over Kentucky on Nov. 19. The Bulldogs finish one full game ahead of South Carolina and Florida in the standings. LSU clinched Western Division title with a 19-17 win over Arkansas on Nov. 25. The Tigers finished tied for the Western Division title (7-1), but defeated Auburn, 20-17, on Oct. 22, to win the tie-breaker.

2006 - Florida (7-1) clinched Eastern Division Championship and berth in the SEC Championship Game on Nov. 4, by defeating Vanderbilt, 25-19. Arkansas clinched the Western Division title and SEC Championship Game berth with a 28-14 win over Mississippi State on Nov. 18.

2007 - LSU (6-2) clinched Western Division berth in the SEC Championship Game on Week 11 after Alabama and Auburn both lose. Tennessee (6-2) gets Eastern Division berth with 52-50 four-overtime victory over Kentucky in Week 13. The Vols win the tie-breaker with Georgia (6-2), defeating the Bulldogs 35-14 in Week 6.

2008 - Alabama (8-0) clinched Western Division berth in SEC Championship Game on Week 11 (Nov. 1) after defeating LSU, 27-21. Florida (7-1) clinched Eastern Division berth in SEC Championship Game on Week 12 (Nov. 8) after defeating Vanderbilt, 42-14.

2009 - Florida (8-0) clinched Eastern Division berth in SEC Championship Game on Week 9 (Oct. 31) after defeating Georgia, 41-17. Alabama (8-0) clinched Western Division berth in SEC Championship Game on Week 11 (Nov. 14) after defeating Mississippi State, 31-3.

2010 - Both spots in the SEC Championship Game were clinched on Week 11 (Nov. 13). Auburn (8-0) clinched Western Division berth with a 49-31 win against Georgia. South Carolina (5-3) clinched Eastern Division berth with a 36-14 win against Florida.

2011 - Georgia (7-1) clinched a berth in the SEC Championship Game in Week 12 (Nov. 19) with a 19-10 win over Kentucky while LSU (8-0) clinched its berth in Week 13 (last weekend of the regular season) with a 41-17 win over Arkansas

2012 - Georgia (7-1) clinched a berth in the SEC Championship Game in Week 11 (Nov. 10) with a 38-0 win over Auburn. Alabama clinched a berth in the SEC Championship Game in Week 13 (Nov. 24) with a 49-0 win over Auburn.

2013 - For the first time since 2003, both races were determined on the final weekend. Auburn (7-1) clinched a berth in the SEC Championship Game with a dramatic 34-28 win off a 109-yard missed field goal return for a touchdown on the game's final play at Auburn. SEC newcomer Missouri (7-1) clinched a berth in the SEC Championship Game with a 28-21 home win over Texas A&M.

2014 - For the second straight season, both divisional races were determined on the final weekend. Missouri won the SEC East outright by closing the season with three straight SEC wins, including two on the road for their second straight trip to Atlanta. Alabama won the Western Division outright as well, with Ole Miss defeating Mississippi State in the Egg Bowl, while Alabama topped Auburn in the Iron Bowl.

2015 - Florida (7-1) won the Eastern Division, clinching a spot after defeating Vanderbilt on Nov. 7. Alabama (7-1) claimed the Western Division with a victory over Auburn in the Iron Bowl on the final day of the regular season. It was the fourth straight season where the Western Champion was the Iron Bowl winner.

### SEC CHAMPIONSHIP GAME RACE RECAP

The earliest a berth has been clinched in the SEC Championship Game is Oct. 30 (Auburn, 2004, & Alabama, 1993).

In 16 of 48 divisional races (including 2015), a championship game berth has not been decided until the weekend prior to the SEC Championship Game. That occurred in 1997 (Tennessee), 1998 (Mississippi State), 2001 (Tennessee and LSU), 2002 (Arkansas), 2003 (Georgia and LSU), 2005 (LSU), 2007 (Tennessee), 2011 (LSU), 2012 (Alabama), 2013 (Auburn and Missouri), 2014 (Alabama and Missouri) and 2015 (Alabama).

# 2015 SEC Football

## 2015 SEC FOOTBALL CHAMPIONSHIP GAME

### 2015 SEC CHAMPIONSHIP GAME

The 24th annual SEC Football Championship Game was played on Dec. 5 at the Georgia Dome in Atlanta, with Alabama claiming a 29-15 victory over Florida and the No. 2 seed in the College Football Playoff.

The game drew a capacity crowd of 75,320 and had a 8.3/17 television rating on CBS Sports, the highest rated college football game of the 2015 season.

The 2009 SEC Championship Game earned a 11.8 rating and a 24 share, the highest rated SEC Championship Game in history.

The game was played in Birmingham's Legion Field in 1992 and 1993 and moved to the Georgia Dome in 1994.

The Championship Game has drawn 22 capacity crowds in its 24-year history. Only 1993 (Birmingham) and 1995 (Atlanta) were not sellouts.

Year	Score	Attendance
1992	Alabama 28, Florida 21	83,091
1993	Florida 28, Alabama 13	76,345
1994	Florida 24, Alabama 23	74,751
1995	Florida 34, Arkansas 3	71,325
1996	Florida 45, Alabama 30	74,132
1997	Tennessee 30, Auburn 29	74,896
1998	Tennessee 24, Miss. State 14	74,795
1999	Alabama 34, Florida 7	71,500
2000	Florida 28, Auburn 6	73,427
2001	LSU 31, Tennessee 20	74,843
2002	Georgia 30, Arkansas 3	74,835
2003	LSU 34, Georgia 13	74,913
2004	Auburn 38, Tennessee 28	74,892
2005	Georgia 34, LSU 14	73,717
2006	Florida 38, Arkansas 28	73,374
2007	LSU 21, Tennessee 14	73,832
2008	Florida 31, Alabama 20	75,892
2009	Alabama 32, Florida 13	75,514
2010	Auburn 56, South Carolina 17	75,802
2011	LSU 42, Georgia 10	74,515
2012	Alabama 32, Georgia 28	75,624
2013	Auburn 59, Missouri 42	75,632
2014	Alabama 42, Missouri 13	73,526
2015	Alabama 29, Florida 15	75,320

### 2015 SEC FOOTBALL CHAMPIONSHIP GAME

Alabama 29, Florida 15

Dec. 5, 2015 • Georgia Dome (75,320) • Atlanta, Ga.

Florida.....	0 7 0 8 - 15	Record: (10-3,7-1)
Alabama.....	2 10 10 7 - 29	Record: (12-1,7-1)

#### Scoring Summary:

##### 1st

09:05 UA - TEAM safety, UF 0 - UA 2

##### 2nd

11:53 UF - A. Callaway 85 yd punt return (N. MacInnes kick), UF 7 - UA 2

05:45 UA - Adam Griffith 28 yd field goal, 14-64 6:08, UF 7 - UA 5

02:26 UA - Derrick Henry 2 yd run (Adam Griffith kick), 3-58 1:02, UF 7 - UA 12

##### 3rd

08:04 UA - Adam Griffith 30 yd field goal, 12-65 6:49, UF 7 - UA 15

02:49 UA - A. Stewart 32 yd pass from Jake Coker (Adam Griffith kick), 10-81 4:47, UF 7 - UA 22

##### 4th

08:50 UA - R. Mullaney 9 yd pass from Jake Coker (Adam Griffith kick), 9-57 4:26, UF 7 - UA 29

05:02 UF - C. Worton 46 yd pass from Tr. Harris (Tr. Harris rush), 3-81 0:59, UF 15 - UA 29

### Florida Missouri

FIRST DOWNS.....	7	25
RUSHES-YARDS (NET).....	21-15	58-233
PASSING YDS (NET).....	165	204
Passes Att-Comp-Int.....	24-9-1	26-18-0
TOTAL OFFENSE PLAYS-YARDS.....	45-180	84-437
Fumble Returns-Yards.....	0-0	0-0
Punt Returns-Yards.....	3-84	8-45
Kickoff Returns-Yards.....	2-44	2-46
Interception Returns-Yards....	0-0	1--1
Punts (Number-Avg).....	9-46.0	6-51.2
Fumbles-Lost.....	1-0	2-1
Penalties-Yards.....	5-51	5-35
Possession Time.....	16:31	43:29
Third-Down Conversions.....	0 of 11	7 of 17
Fourth-Down Conversions.....	0 of 1	1 of 1
Red-Zone Scores-Chances.....	0-0	4-6
Sacks By: Number-Yards.....	2-17	5-36

RUSHING: Florida-Kel. Taylor 7-8; J. Cronkrite 2-8; J. Scarlett 1-3; Tr. Harris 11-minus 4. Alabama-Derrick Henry 44-189; Jake Coker 8-23; Kenyan Drake 4-14; A. Stewart 1-5; Calvin Ridley 1-2.

PASSING: Florida-Tr. Harris 9-24-1-165. Alabama-Jake Coker 18-26-0-204.

RECEIVING: Florida-J. Mcgee 3-43; V. Showers 2-22; A. Callaway 1-46; C. Worton 1-46; D. Goolsby 1-15; Tr. Harris 1-minus 7. Alabama-Calvin Ridley 8-102; A. Stewart 4-64; R. Mullaney 3-22; Kenyan Drake 3-16.

INTERCEPTIONS: Florida-None. Alabama-M. Humphrey 1-minus 1.

FUMBLES: Florida-A. Callaway 1-0. Alabama-Derrick Henry 1-1; Jake Coker 1-0.

MVP: With third-highest rushing total (189 yards) in championship game history Derrick Henry was named the MVP of the championship game. He becomes the fourth running back to take home the game's top honor and third in the last four years. Other Alabama MVPs – Antonio Langham, DB, 1992; Freddie Milons, WR, 1999; Greg McElroy, QB, 2009; Eddie Lacy, RB, 2012; Blake Sims, QB, 2014.

### NOTES

- The Crimson Tide became the first team to win back-to-back championship games since Tennessee in 1997 and 1998.
- A Western Division team has now won seven consecutive championship games (Alabama 4, Auburn 2, LSU 1) since Florida won in 2008. The seven straight wins by the Western Division better the Eastern Division's six-game win streak from 1993-98. The Western Division leads the Eastern Division 13-11.
- With 189 yards rushing today, Alabama's Derrick Henry became the first back to rush for more than 100 yards twice in championship game history.
- Alabama limited to Florida to 15 yards rushing which is the second-lowest net rushing total (Auburn rushed for minus-15 vs. Tennessee in 1997). It's the fewest since Alabama was held to 27 yards versus Florida in 1996. Alabama also held Florida without a third down conversion (0-for-11), matching the record set in the 1999 game against the Gators when they went 0-for-9.
- Alabama held Florida to seven first downs which is the second-fewest in the championship game record. Alabama held Florida to six in the 1999 game.

### SEC CHAMPIONSHIP GAME HISTORY

Team	App.	Record	Titles
Florida	11	7-4 (.636)	7 (1993, 1994, 1995, 1996, 2000, 2006, 2008)
Alabama	10	6-4 (.600)	6 (1992, 1999, 2009, 2012, 2014, 2015)
Auburn	5	3-2 (.600)	3 (2004, 2010, 2013)
Georgia	5	2-3 (.400)	2 (2002, 2005)
LSU	5	4-1 (.800)	4 (2001, 2003, 2007, 2011)
Tennessee	5	2-3 (.400)	2 (1997, 1998)
Arkansas	3	0-3 (.000)	
Missouri	2	0-2 (.000)	
Mississippi State	1	0-1 (.000)	
South Carolina	1	0-1 (.000)	



### SOUTHEASTERN CONFERENCE ANNOUNCES 2014 FOOTBALL LEGENDS CLASS

BIRMINGHAM, Ala. (Sept. 29, 2015) – The Southeastern Conference on Tuesday announced its 2015 SEC Football Legends class, a collection of former football stand-outs who will be honored at events surrounding the SEC Football Championship Game in Atlanta in December.

The 2015 Football Legends Class includes 14 former stars who excelled on the grid-iron and helped write the rich history of the sport at their respective institutions. This year's class includes All-Americans, All-SEC selections and Academic All-Americans as well as NCAA and SEC record holders. The group represents teams that won National and SEC Championships and are represented in state, school and college football halls of fame.

The class will be honored at the 2015 SEC Football "Weekend of Champions" Dec. 4-5 in Atlanta, Ga. The annual SEC Legends Dinner presented by AT&T will be held Dec. 4 at the Hyatt Regency in Atlanta and the group will also be recognized prior to the SEC Football Championship Game, which will be held at the Georgia Dome on Sat., Dec. 5.

Below is a listing and biographies of the 2015 SEC Football Legends:

### 2015 SEC FOOTBALL LEGEND BIOGRAPHIES

#### **ALABAMA – Woodrow Lowe, Linebacker, 1972-75**

One of Alabama's all-time great linebackers, Woodrow Lowe played for the legendary Paul "Bear" Bryant from 1972-75. Lowe is one of just two players in Alabama history to earn All-America honors three times. In 1973, he set an Alabama single-season record with 134 tackles which still stands today, and he was Alabama's all-time leading tackler with 315 when he finished his career. He was inducted into the College Football Hall of Fame in 2009 and is a member of both Alabama's All-Decade Team and second team All-Century Team. A fourth round pick by San Diego in 1976, he missed only one game in 11 seasons with the Chargers and tallied 21 interceptions.

#### **ARKANSAS – Madre Hill, Running Back, 1994-95; 1998**

Among the best running backs ever to come out of the state of Arkansas, Madre Hill lettered at Arkansas in 1994-95 and 1998. He led the Razorbacks to two SEC Western Division titles and the Hogs' first SEC Championship Game appearance in 1995. He was a first-team All-SEC selection in 1995 and is a member of the Arkansas All-Decade Team. He rushed for 2,407 yards and 25 touchdowns in his career and holds Razorback single game records for rushing touchdowns and rushing attempts. In 1995 he broke school season records with 1,387 rushing yards and six 100-yard rushing games. Drafted by the Cleveland Browns, he played two seasons in the NFL, including Super Bowl XXXVII in 2002 with Oakland.

#### **AUBURN – Takeo Spikes, Linebacker, 1995-97**

A three-year letterman from 1995-1997, Takeo Spikes was Auburn's leader in tackles and solo stops in 1996 and 1997, earning All-America honors as a junior in 1997. As a junior he recorded 136 tackles, including nine for loss and two interceptions while helping Auburn to its first SEC Championship game appearance and an SEC Western Division title. Spikes finished his Auburn career 10th in tackles and fourth in solo tackles. A two-time first-team All-SEC pick, Spikes was selected in the first round of the 1998 NFL Draft by the Cincinnati Bengals. The Sandersville, Ga., native played with five teams over his 15-year NFL career and was a Pro Bowler and All-Pro selection in 2003 and 2004.

#### **FLORIDA – Fred Taylor, Running Back, 1994-97**

A standout running back for Florida from 1994-97, Fred Taylor earned first-team All-America honors by the Walter Camp Football Foundation and was named All-SEC his senior year, leading the Gators in rushing that season with 1,292 yards on 214 carries and a team-high 13 touchdowns. Taylor had eight 100-yard rushing performances and served as a team captain that stellar season. He was a first-round selection in the 1998 NFL Draft by the Jacksonville Jaguars and went on to record seven 1,000-yard rushing seasons to rank No. 15 on the NFL's all-time rushing yards list. He retired from the NFL following the 2010 season after a 13-year career with the Jaguars and Patriots.

#### **GEORGIA – Richard Seymour, Defensive Tackle, 1997-2000**

A four-year letterman for Georgia from 1997-2000, Richard Seymour led the Bulldogs with 74 tackles in 1999, becoming one of only two defensive linemen in UGA history to lead the team in tackles for a season. Following his junior season, Seymour was elected as a permanent team captain by his teammates. Seymour was a two-time All-SEC first-team selection and was named a first team All-American in 2000. He ended his career in Athens with a total of 233 tackles, 26 tackles-for-loss, and 10 sacks. The New England Patriots took Seymour with the No. 6 overall pick in the 2001 NFL draft. With the Patriots, Seymour won three Super Bowl rings and was named to five Pro-Bowl Teams.

#### **KENTUCKY – Dave Roller, Defensive Line, 1968-70**

Dave Roller was a stalwart defensive lineman for the Kentucky Wildcats from 1968-70, earning All-America honors his senior season. Roller was named first-team All-SEC his junior and senior seasons and earned second-team honors as a sophomore. He was named to Kentucky's All-Time Team in celebration of the first 100 years of Wildcat football in 1990 and was inducted into Kentucky's inaugural Hall of Fame class along with the likes of George Blanda, Babe Parilli and Bear Bryant. He was chosen in the 13th round of the 1971 NFL draft by the New York Giants and enjoyed a 10-year pro career, including seven years in the National Football League.

## 2015 SEC FOOTBALL LEGENDS CLASS

### LSU – Alan Faneca, Offensive Guard, 1995-97

A dominating blocker for LSU from 1995-97, Alan Faneca earned consensus first-team All-America honors as a junior in 1997. He was a finalist for the Outland Trophy in 1997 and was named the winner of the Jacobs Blocking Trophy, given to the best blocker in the SEC, in 1997. Faneca anchored an LSU offensive line that helped the Tigers, which featured All-American back Kevin Faulk, lead the SEC in rushing in 1996 and 1997. He opted to leave LSU after his junior season in 1997 and was the first round draft pick of the Pittsburgh Steelers. He won a Super Bowl with the Steelers in 2005 and retired from the NFL in 2010 after being named to the Pro Bowl nine times and to the All-Pro first team six times.

### OLE MISS – Ken Lucas, Wide Receiver/Defensive Back, 1997-2000

As a senior in 2000, Ken Lucas earned All-America and All-SEC honors, leading the nation with an Ole Miss-record 30 passes defended while also leading the Rebels with five interceptions. In 2000 he anchored a secondary that ranked first in the SEC and ninth nationally in pass efficiency defense. Lucas was a Rebel letterman from 1997-2000 and helped lead Ole Miss to four straight bowl games. He was selected in the second round of the 2001 NFL Draft by the Seattle Seahawks and played five years with the Seahawks and four years with the Carolina Panthers. He finished his NFL career with 529 tackles and 25 interceptions. Lucas was inducted into the Ole Miss Athletics Hall of Fame in 2014.

### MISSISSIPPI STATE – Mario Haggan, Linebacker, 1998-2002

Mario Haggan played linebacker from 1998 to 2002 for Mississippi State and was a first-team All-SEC selection by the Associated Press and All-America honoree by The Sporting News in 2000. A native of Clarksdale, Mississippi, Haggan was the Bulldogs' leading tackler in each of his last three seasons, including 119 tackles in his senior campaign. He was a second-team All-SEC selection in both 2001 and 2002 before he was selected in the seventh round of the NFL draft by the Buffalo Bills in 2003. Haggan went on to a successful 10-year career in the NFL with Buffalo, Denver and St. Louis. He served as defensive team captain for the Denver Broncos in 2009.

### MISSOURI – Roger Wehrli, Defensive Back, 1966-68

A consensus All-American in 1968, Roger Wehrli broke Missouri and Big Eight punt return records during his Tiger career from 1966-68 under head coach Dan Devine. A two-time All-Big Eight player and the Big Eight Defensive Player of the Year his senior season, he intercepted 10 passes during his Missouri career, including seven in 1968. In his senior year, he led the nation in punt returns with an average of 12.0 yards per return. Wehrli went on to a standout career with the NFL's St. Louis Cardinals and was a perennial All-Pro defensive back selection. He was enshrined into the College Football Hall of Fame in 2004, and later was inducted into the Pro Football Hall of Fame in 2006.

### SOUTH CAROLINA – Andre' Goodman, Cornerback, 1997-2001

Andre' Goodman lettered four years and started two for South Carolina at cornerback. During his career he totaled 86 tackles with four interceptions and 20 pass deflections (8th in school history). He earned second-team All-SEC honors by the league coaches as a senior and was named to the SEC Academic Honor Roll in 1999 as a sophomore. Goodman tied for the team-lead with three interceptions as a senior in 2001. Chosen in the third round of the 2002 NFL draft by the Detroit Lions, he played 10 years in the NFL with Detroit, Miami and Denver and collected 342 tackles, a sack and 19 interceptions. He currently serves as Director of Football Student-Athlete Development at South Carolina.

### TENNESSEE – Chuck Smith, Defensive End, 1990-91

Hailed as the "best defensive end I ever coached" by Tennessee Coach Johnny Majors, Chuck Smith enjoyed a successful two years on Rocky Top from 1990-91. Smith was a pivotal piece to the Vols' 1990 SEC and Sugar Bowl championship team before going on to earn All-SEC honors in 1991. That season, he totaled nine quarterback sacks as UT advanced to the Fiesta Bowl. Following the conclusion of his senior season, Smith was named MVP at the Senior Bowl and was selected by the Atlanta Falcons in the second round of the 1992 NFL Draft. He would spend eight seasons in Atlanta, earning an All-Pro selection in 1997 and captaining his team to Super Bowl XXXIII in 1998.

### TEXAS A&M – Bubba Bean, Running Back, 1972-75

Bubba Bean was named All-Southwest Conference twice during a four-year career that spanned from 1972-75 under Coach Emory Bellard at Texas A&M. He finished his career as the Aggies' all-time leading rusher with 2,846 yards and held the school record for the longest touchdown run from scrimmage (94 yards vs. Texas Tech in 1975), top single-game record (204 yards vs. Clemson in 1973) as well as the top single-season rushing record (944 yards in 1975). He was named to the Texas A&M Hall of Fame in 1993 and the Texas High School Football Hall of Fame in 2009. Bean was selected in the first-round of the NFL draft by Atlanta in 1976 and he played three seasons for the Falcons.

### VANDERBILT – Earl Bennett, Wide Receiver, 2005-07

In just three seasons with Vanderbilt, Earl Bennett became the SEC's all-time leading receiver with 236 receptions, 28 more than any other SEC pass catcher at the time. An All-American in 2005 and a three-time All-SEC honoree, he left the Commodores after the 2007 season with numerous team receiving records and All-America honors. He became the only receiver in SEC history with 75 receptions or more in three consecutive seasons. Bennett was a third round draft choice by the Chicago Bears in 2008 and played seven seasons in the NFL. He retired after the 2014 season, then returned to Vanderbilt where he completed requirements to earn his degree in the summer of 2015.

For immediate release

**SEC Releases 2016 Football Schedule**

*Slate includes 56 SEC games in 13 weeks culminating in SEC Championship Game*

BIRMINGHAM, Alabama (October 29, 2015) - The Southeastern Conference today announced the football schedules for all 14 SEC schools for the 2016 season.

With 13 playing weekends, the 2016 schedule includes one open date for each team and conference contests scheduled each week beginning the first weekend of September.

Each SEC team will play eight conference football games to include six games against division opponents and two games against non-division opponents. One of the non-division opponents will be a permanent annual opponent and the other non-division opponent will rotate each year.

The 2016 season is the first for the SEC that adds a strength-of-schedule component that requires all schools to play an ACC, Big 12, Big Ten, Pac-12 or Major Independent opponent on an annual basis.

For the 25th consecutive year, the 2016 season will culminate with the SEC Championship Game on Saturday, December 3 at the Georgia Dome in Atlanta.

The complete list of 2016 football schedules can be found on the SEC's official website, [SECSports.com](http://SECSports.com).

# 2015 SEC Football

## 2016 SEC FOOTBALL WEEKLY CONFERENCE SCHEDULE

### Sept. 1

\*South Carolina at Vanderbilt

### Sept. 3

Alabama vs. Southern Cal (Arlington)

Louisiana Tech at Arkansas

Clemson at Auburn

UMass at Florida

Georgia vs. North Carolina (Atlanta)

Southern Miss at Kentucky

LSU vs. Wisconsin (Green Bay)

South Alabama at Mississippi State

Missouri at West Virginia

Appalachian State at Tennessee

UCLA at Texas A&M

### Sept. 5

Ole Miss vs. Florida State (Orlando)

### Sept. 10

Western Kentucky at Alabama

Arkansas at TCU

Arkansas State at Auburn

\*Kentucky at Florida

Nicholls State at Georgia

Jacksonville State at LSU

Wofford at Ole Miss

\*South Carolina at Mississippi State

Eastern Michigan at Missouri

Tennessee vs. Virginia Tech (Bristol)

Prairie View at Texas A&M

Middle Tennessee at Vanderbilt

### Sept. 17

Texas State at Arkansas

\*Texas A&M at Auburn

North Texas at Florida

New Mexico State at Kentucky

\*Mississippi State at LSU

\*Alabama at Ole Miss

\*Georgia at Missouri

East Carolina at South Carolina

Ohio at Tennessee

Vanderbilt at Georgia Tech

### Sept. 24

Kent State at Alabama

\*LSU at Auburn

\*South Carolina at Kentucky

\*Georgia at Ole Miss

Mississippi State at UMass

Delaware State at Missouri

\*Florida at Tennessee

\*Arkansas vs. Texas A&M (Arlington)

Vanderbilt at Western Kentucky

### Oct. 1

\*Kentucky at Alabama

Alcorn State at Arkansas (Little Rock)

Louisiana-Monroe at Auburn

\*Tennessee at Georgia

\*Missouri at LSU

Memphis at Ole Miss

\*Texas A&M at South Carolina

\*Florida at Vanderbilt

### Oct. 8

\*Alabama at Arkansas

\*LSU at Florida

\*Vanderbilt at Kentucky

\*Auburn at Mississippi State

\*Georgia at South Carolina

\*Tennessee at Texas A&M

### Oct. 15

\*Ole Miss at Arkansas

\*Missouri at Florida

\*Vanderbilt at Georgia

Southern Miss at LSU

Mississippi State at BYU

\*Alabama at Tennessee

### Oct. 22

\*Texas A&M at Alabama

\*Arkansas at Auburn

\*Mississippi State at Kentucky

\*Ole Miss at LSU

Middle Tennessee at Missouri

UMass at South Carolina

\*Tennessee State at Vanderbilt

### Oct. 29

\*Florida vs. Georgia (Jacksonville)

\*Auburn at Ole Miss

Samford at Mississippi State

\*Kentucky at Missouri

\*Tennessee at South Carolina

New Mexico State at Texas A&M

### Nov. 5

\*Florida at Arkansas

\*Vanderbilt at Auburn

\*Georgia at Kentucky

\*Alabama at LSU

Georgia Southern at Ole Miss

\*Texas A&M at Mississippi State

\*Missouri at South Carolina

Tennessee Tech at Tennessee

### Nov. 12

\*Mississippi State at Alabama

\*LSU at Arkansas

\*South Carolina at Florida

\*Auburn at Georgia

\*Vanderbilt at Missouri

\*Kentucky at Tennessee

\*Ole Miss at Texas A&M

### Nov. 19

UT-Chattanooga at Alabama

Alabama A&M at Auburn

Presbyterian at Florida

Louisiana-Lafayette at Georgia

Austin Peay at Kentucky

South Alabama at LSU

\*Arkansas at Mississippi State

Western Carolina at South Carolina

\*Missouri at Tennessee

Texas-San Antonio at Texas A&M

\*Ole Miss at Vanderbilt

### Nov. 24

\*LSU at Texas A&M

### Nov. 26

\*Auburn at Alabama

Florida at Florida State

Georgia Tech at Georgia

\*Kentucky at Louisville

\*Mississippi State at Ole Miss

\*Arkansas at Missouri

South Carolina at Clemson

\*Tennessee at Vanderbilt

### Dec. 3

SEC Football Championship (Atlanta)

\* SEC Game

*Tentative and subject to change*

# 2015 SEC Football

## 2016 SEC FOOTBALL TEAM-BY-TEAM CONFERENCE SCHEDULE

### ALABAMA

Sept. 3 Southern Cal (Arlington)  
 Sept. 10 WESTERN KENTUCKY  
 Sept. 17 at Ole Miss  
 Sept. 24 KENT STATE  
 Oct. 1 KENTUCKY  
 Oct. 8 at Arkansas  
 Oct. 15 at Tennessee  
 Oct. 22 TEXAS A&M  
 Oct. 29 Open date  
 Nov. 5 at LSU  
 Nov. 12 MISSISSIPPI STATE  
 Nov. 19 UT-CHATTANOOGA  
 Nov. 26 AUBURN

### ARKANSAS

Sept. 3 LOUISIANA TECH  
 Sept. 10 at TCU  
 Sept. 17 TEXAS STATE  
 Sept. 24 Texas A&M (Arlington)  
 Oct. 1 ALCORN STATE (Little Rock)  
 Oct. 8 ALABAMA  
 Oct. 15 OLE MISS  
 Oct. 22 at Auburn  
 Oct. 29 Open date  
 Nov. 5 FLORIDA  
 Nov. 12 LSU  
 Nov. 19 at Mississippi State  
 Nov. 26 at Missouri

### AUBURN

Sept. 3 CLEMSON  
 Sept. 10 ARKANSAS STATE  
 Sept. 17 TEXAS A&M  
 Sept. 24 LSU  
 Oct. 1 LOUISIANA-MONROE  
 Oct. 8 at Mississippi State  
 Oct. 15 Open date  
 Oct. 22 ARKANSAS  
 Oct. 29 at Ole Miss  
 Nov. 5 VANDERBILT  
 Nov. 12 at Georgia  
 Nov. 19 ALABAMA A&M  
 Nov. 26 at Alabama

### FLORIDA

Sept. 3 UMASS  
 Sept. 10 KENTUCKY  
 Sept. 17 NORTH TEXAS  
 Sept. 24 at Tennessee  
 Oct. 1 at Vanderbilt  
 Oct. 8 LSU  
 Oct. 15 MISSOURI  
 Oct. 22 Open date  
 Oct. 29 Georgia (Jacksonville)  
 Nov. 5 at Arkansas  
 Nov. 12 SOUTH CAROLINA  
 Nov. 19 PRESBYTERIAN  
 Nov. 26 at Florida State

### GEORGIA

Sept. 3 North Carolina (Atlanta)  
 Sept. 10 NICHOLLS STATE  
 Sept. 17 at Missouri  
 Sept. 24 at Ole Miss  
 Oct. 1 TENNESSEE  
 Oct. 8 at South Carolina  
 Oct. 15 VANDERBILT  
 Oct. 22 Open date  
 Oct. 29 Florida (Jacksonville)  
 Nov. 5 at Kentucky

Nov. 12  
 Nov. 19  
 Nov. 26

### KENTUCKY

Sept. 3 SOUTHERN MISS  
 Sept. 10 at Florida  
 Sept. 17 NEW MEXICO STATE  
 Sept. 24 SOUTH CAROLINA  
 Oct. 1 at Alabama  
 Oct. 8 VANDERBILT  
 Oct. 15 Open date  
 Oct. 22 MISSISSIPPI STATE  
 Oct. 29 at Missouri  
 Nov. 5 GEORGIA  
 Nov. 12 at Tennessee  
 Nov. 19 AUSTIN PEAY  
 Nov. 26 at Louisville

### LSU

Sept. 3 Wisconsin (Green Bay)  
 Sept. 10 JACKSONVILLE STATE  
 Sept. 17 MISSISSIPPI STATE  
 Sept. 24 at Auburn  
 Oct. 1 MISSOURI  
 Oct. 8 at Florida  
 Oct. 15 SOUTHERN MISS  
 Oct. 22 OLE MISS  
 Oct. 29 Open date  
 Nov. 5 ALABAMA  
 Nov. 12 at Arkansas  
 Nov. 19 SOUTH ALABAMA  
 Nov. 24 (Thu.) at Texas A&M

### OLE MISS

Sept. 5 (Mon.) Florida State (Orlando)  
 Sept. 10 WOFFORD  
 Sept. 17 ALABAMA  
 Sept. 24 GEORGIA  
 Oct. 1 MEMPHIS  
 Oct. 8 Open date  
 Oct. 15 at Arkansas  
 Oct. 22 at LSU  
 Oct. 29 AUBURN  
 Nov. 5 GEORGIA SOUTHERN  
 Nov. 12 at Texas A&M  
 Nov. 19 at Vanderbilt  
 Nov. 26 MISSISSIPPI STATE

### MISSISSIPPI STATE

Sept. 3 SOUTH ALABAMA  
 Sept. 10 SOUTH CAROLINA  
 Sept. 17 at LSU  
 Sept. 24 at UMass  
 Oct. 1 Open date  
 Oct. 8 AUBURN  
 Oct. 15 at BYU  
 Oct. 22 at Kentucky  
 Oct. 29 SAMFORD  
 Nov. 5 TEXAS A&M  
 Nov. 12 at Alabama  
 Nov. 19 ARKANSAS  
 Nov. 26 at Ole Miss

### MISSOURI

Sept. 3 at West Virginia  
 Sept. 10 EASTERN MICHIGAN  
 Sept. 17 GEORGIA  
 Sept. 24 DELAWARE STATE  
 Oct. 1 at LSU  
 Oct. 8 Open date

Oct. 15 at Florida  
 Oct. 22 MIDDLE TENNESSEE  
 Oct. 29 KENTUCKY  
 Nov. 5 at South Carolina  
 Nov. 12 VANDERBILT  
 Nov. 19 at Tennessee  
 Nov. 26 ARKANSAS

### SOUTH CAROLINA

Sept. 1 (Thu.) at Vanderbilt  
 Sept. 10 at Mississippi State  
 Sept. 17 EAST CAROLINA  
 Sept. 24 at Kentucky  
 Oct. 1 TEXAS A&M  
 Oct. 8 GEORGIA  
 Oct. 15 Open date  
 Oct. 22 UMASS  
 Oct. 29 TENNESSEE  
 Nov. 5 MISSOURI  
 Nov. 12 at Florida  
 Nov. 19 WESTERN CAROLINA  
 Nov. 26 at Clemson

### TENNESSEE

Sept. 3 APPALACHIAN STATE  
 Sept. 10 Virginia Tech (Bristol)  
 Sept. 17 OHIO  
 Sept. 24 FLORIDA  
 Oct. 1 at Georgia  
 Oct. 8 at Texas A&M  
 Oct. 15 ALABAMA  
 Oct. 22 Open date  
 Oct. 29 at South Carolina  
 Nov. 5 TENNESSEE TECH  
 Nov. 12 KENTUCKY  
 Nov. 19 MISSOURI  
 Nov. 26 at Vanderbilt

### TEXAS A&M

Sept. 3 UCLA  
 Sept. 10 PRAIRIE VIEW  
 Sept. 17 at Auburn  
 Sept. 24 Arkansas (Arlington)  
 Oct. 1 at South Carolina  
 Oct. 8 TENNESSEE  
 Oct. 15 Open date  
 Oct. 22 at Alabama  
 Oct. 29 NEW MEXICO STATE  
 Nov. 5 at Mississippi State  
 Nov. 12 OLE MISS  
 Nov. 19 TEXAS-SAN ANTONIO  
 Nov. 24 (Thu.) LSU

### VANDERBILT

Sept. 1 (Thu.) SOUTH CAROLINA  
 Sept. 10 MIDDLE TENNESSEE  
 Sept. 17 at Georgia Tech  
 Sept. 24 at Western Kentucky  
 Oct. 1 FLORIDA  
 Oct. 8 at Kentucky  
 Oct. 15 at Georgia  
 Oct. 22 TENNESSEE STATE  
 Oct. 29 Open date  
 Nov. 5 at Auburn  
 Nov. 12 at Missouri  
 Nov. 19 OLE MISS  
 Nov. 26 TENNESSEE

*Tentative and subject to change*



# 2016 SEC FOOTBALL SCHEDULE

(Tentative and Subject to Change)



Date Team	Sept. 3	Sept. 10	Sept. 17	Sept. 24	Oct. 1	Oct. 8	Oct. 15	Oct. 22	Oct. 29	Nov. 5	Nov. 12	Nov. 19	Nov. 26
ALABAMA	SOUTHERN CAL Arlington, Texas	WESTERN KENTUCKY Tuscaloosa	OLE MISS Oxford	KENT STATE Tuscaloosa	KENTUCKY Tuscaloosa	ARKANSAS Fayetteville	TENNESSEE Knoxville	TEXAS A&M Tuscaloosa	TEXAS A&M Tuscaloosa	LSU Baton Rouge	MISSISSIPPI STATE Tuscaloosa	CHATTANOOGA Tuscaloosa	AUBURN Tuscaloosa
ARKANSAS	LOUISIANA TECH Fayetteville	TCU Fort Worth	TEXAS STATE Fayetteville	TEXAS A&M Arlington, Texas	ALCORN STATE Little Rock	ALABAMA Fayetteville	OLE MISS Fayetteville	AUBURN Auburn	AUBURN Auburn	FLORIDA Fayetteville	LSU Fayetteville	MISSISSIPPI STATE Starkville	MISSOURI Columbia
AUBURN	CLEMSON Auburn	ARKANSAS STATE Auburn	TEXAS A&M Auburn	LSU Auburn	LOUISIANA-MONROE Auburn	MISSISSIPPI STATE Starkville	MISSOURI Gainesville	ARKANSAS Auburn	ARKANSAS Auburn	VANDERBILT Auburn	GEORGIA Athens	ALABAMA A&M Auburn	ALABAMA Tuscaloosa
FLORIDA	UMASS Gainesville	KENTUCKY Gainesville	NORTH TEXAS Gainesville	TENNESSEE Knoxville	VANDERBILT Nashville	LSU Gainesville	MISSOURI Gainesville		GEORGIA Jacksonville	ARKANSAS Fayetteville	SOUTH CAROLINA Gainesville	PRESBYTERIAN Gainesville	FLORIDA STATE Tallahassee
GEORGIA	NORTH CAROLINA Atlanta	NICHOLLS STATE Athens	MISSOURI Columbia	OLE MISS Oxford	TENNESSEE Athens	SOUTH CAROLINA Columbia	VANDERBILT Athens		FLORIDA Jacksonville	KENTUCKY Lexington	AUBURN Athens	LOUISIANA-LAFAYETTE Athens	GEORGIA TECH Athens
KENTUCKY	SOUTHERN MISS Lexington	FLORIDA Gainesville	NEW MEXICO STATE Lexington	SOUTH CAROLINA Lexington	ALABAMA Tuscaloosa	VANDERBILT Lexington		MISSISSIPPI STATE Lexington	MISSOURI Columbia	GEORGIA Lexington	TENNESSEE Knoxville	AUSTIN PEAY Lexington	LOUISVILLE Louisville
LSU	WISCONSIN Green Bay	JACKSONVILLE STATE Baton Rouge	MISSISSIPPI STATE Baton Rouge	AUBURN Auburn	MISSOURI Baton Rouge	FLORIDA Gainesville	SOUTHERN MISS Baton Rouge	OLE MISS Baton Rouge	OLE MISS Baton Rouge	ALABAMA Baton Rouge	ARKANSAS Fayetteville	SOUTH ALABAMA Baton Rouge	TEXAS A&M College Station (Nov. 24)
OLE MISS	FLORIDA STATE Orlando (Sept. 5)	WOFFORD Oxford	ALABAMA Oxford	GEORGIA Oxford	MEMPHIS Oxford		ARKANSAS Fayetteville	LSU Baton Rouge	AUBURN Oxford	GEORGIA SOUTHERN Oxford	TEXAS A&M College Station	VANDERBILT Nashville	MISSISSIPPI STATE Oxford
MISSISSIPPI STATE	SOUTH ALABAMA Starkville	SOUTH CAROLINA Starkville	LSU Baton Rouge	UMASS Foxborough	AUBURN Starkville		BYU Provo	KENTUCKY Lexington	SAMFORD Starkville	TEXAS A&M Starkville	ALABAMA Tuscaloosa	ARKANSAS Starkville	OLE MISS Oxford
MISSOURI	WEST VIRGINIA Morgantown	EASTERN MICHIGAN Columbia	GEORGIA Columbia	DELAWARE STATE Columbia	LSU Baton Rouge		FLORIDA Gainesville	MIDDLE TENNESSEE Columbia	KENTUCKY Columbia	SOUTH CAROLINA Columbia, S.C.	VANDERBILT Columbia	TENNESSEE Knoxville	ARKANSAS Columbia
SOUTH CAROLINA	VANDERBILT Nashville (Sept. 1)	MISSISSIPPI STATE Starkville	EAST CAROLINA Columbia	KENTUCKY Lexington	TEXAS A&M Columbia	GEORGIA Columbia		UMASS Columbia	TENNESSEE Columbia	MISSOURI Columbia, S.C.	FLORIDA Gainesville	WESTERN CAROLINA Columbia	CLEMSON Clemson
TENNESSEE	APPALACHIAN STATE Knoxville	VIRGINIA TECH Bristol, Tenn.	OHIO Knoxville	FLORIDA Knoxville	GEORGIA Athens	TEXAS A&M College Station	ALABAMA Knoxville		SOUTH CAROLINA Columbia	TENNESSEE Knoxville	KENTUCKY Knoxville	MISSOURI Knoxville	VANDERBILT Nashville
TEXAS A&M	UCLA College Station	PRAIRIE VIEW College Station	AUBURN Auburn	ARKANSAS Arlington, Texas	SOUTH CAROLINA Columbia	TENNESSEE College Station		ALABAMA Tuscaloosa	NEW MEXICO STATE College Station	MISSISSIPPI STATE Starkville	OLE MISS College Station	TEXAS-SAN ANTONIO College Station	LSU College Station (Nov. 24)
VANDERBILT	SOUTH CAROLINA Nashville (Sept. 1)	MIDDLE TENNESSEE Nashville	GEORGIA TECH Atlanta	WESTERN KENTUCKY Bowling Green	FLORIDA Nashville	KENTUCKY Lexington	GEORGIA Athens	TENNESSEE STATE Nashville		AUBURN Auburn	MISSOURI Columbia	OLE MISS Nashville	TENNESSEE Nashville

2016 SEC CHAMPIONSHIP GAME • DECEMBER 3 • GEORGIA DOME • ATLANTA, GA.

## THIS IS THE SOUTHEASTERN CONFERENCE

• Since its formation in 1933, the SEC has directed and organized interscholastic athletic competitions, conducted tournaments and prescribed eligibility rules for student-athletes. The Conference also facilitates and assists its member institutions in maintaining intercollegiate athletic programs compatible with the highest standards of education and competitive sports.

• The Southeastern Conference crowns champions in 21 sports - 12 women's sports and nine men's sports. They include baseball, men's and women's basketball, men's and women's cross country, equestrian, football, men's and women's golf, gymnastics, soccer, softball, men's and women's swimming and diving, men's and women's tennis, men's and women's indoor and outdoor track and field, and volleyball.

• In the fall of 2012, the University of Missouri and Texas A&M University became the 13th and 14th members of the Southeastern Conference. It marked the first expansion for the SEC since 1991 and the second-ever increase for the league since its founding in 1933.

• The SEC's mission statement reflects the priorities of the league. "The purpose of the Southeastern Conference is to assist its member institutions in the maintenance of programs of intercollegiate athletics which are compatible with the highest standards of education and competitive sports."

• The Southeastern Conference has developed a database of minority football coaches in NCAA Football Bowl Subdivision and the NCAA Football Championship Subdivision since 2002. The 2014 database contained the names of 817 head and assistant football coaches from all 249 NCAA Football Bowl and Championship Subdivision universities. The SEC begins the 2015 football season with two minority head football coaches - Derek Mason (Vanderbilt) and Kevin Sumlin (Texas A&M).

### ACADEMIC ACHIEVEMENTS

• The Southeastern Conference had 49 Capital One Academic All-Americans in 2014-15. The league had 17 student-athletes earn first-team honors. The Capital One Academic All-America Teams are voted on by the College Sports Information Directors of America (CoSIDA). The 49 student-athletes represent 12 of the SEC 14 schools while seven schools had at least one person on the first-team. Since 2003, the SEC has had 281 student-athletes earn first-team Capital One Academic All-American status.

• The 17 SEC student-athletes who earned Capital One Academic All-America first-team status in 2014-15 were: Alabama women's track and field athlete Nia Barnes; Alabama gymnast Lauren Beers; Kentucky women's track & field athlete Dezerea Bryant; Auburn softball player Kasey Cooper; South Carolina women's soccer player Sabrina D'Angelo; Georgia men's swimmer Nic Fink; Arkansas men's track & field athlete Nathanael Franks; Texas A&M women's soccer player Shea Groom; Kentucky women's track & field athlete Kendra Harrison; Georgia women's tennis player Lauren Herring; Georgia men's track & field athlete Brandon Lord; Alabama softball player Haylie McCleney; Arkansas women's track & field athlete Sandi Morris; South Carolina men's soccer player Braeden Troyer; Alabama women's soccer player Merel van Dongen; Auburn gymnast Megan Walker and Alabama volleyball player Sierra Wilson.

• Alabama softball player Haylie McCleney was named the Capital One Academic All-American of the Year in her sport in 2014-15.

• The Southeastern Conference had 11 of its student-athletes earn NCAA Postgraduate Scholarships in 2014-15. The scholarships are awarded to student-athletes who excel academically and athletically and who are at least in their final year of intercollegiate athletic competition. The SEC NCAA Postgraduate Scholarship recipients are: Nora Barry, Florida (lacrosse); Nic Fink, Georgia (men's swimming & diving); Shea Groom, Texas A&M (women's soccer); Lauren Herring, Georgia (women's tennis); Matthew Hoty, Tennessee (men's track & field); Maddie Locus, Georgia (women's swimming & diving); Jordan Mattern, Georgia (women's swimming & diving); Emily Neubert, Texas A&M (women's swimming & diving); Allie Sirna, Tennessee (soccer); Dylan Supak, LSU (softball) and Emily Zabor, Alabama (women's tennis).

• The SEC had two student-athletes awarded the NCAA Today's Top 10 - the only conference with multiple winners. The SEC's recipients were Kim Jacob, Alabama (gymnastics) and Shannon Vreeland, Georgia (women's swimming & diving). The award recognizes 10 current student-athletes who will have completed their athletics eligibility for their successes on the fields and courts, in the classroom and in the community.

• The SEC also had six student-athletes earn the NCAA Elite 89 award, which is given to the student-athlete with the highest cumulative GPA at the finals site for each of the NCAA championships. The 2014-15 SEC recipients were: Christian Heymsfield, Arkansas (men's cross country); Lauren Beers, Alabama (gymnastics); Dylan Supak, LSU (softball); Tynan Stewart, Georgia (men's swimming & diving); Emily Neubert, Texas A&M (women's swimming & diving); and Aldila Sutjiadi, Kentucky (women's tennis).

• The SEC has had eight student-athletes win the William V. Campbell Trophy given by the National Football Foundation. Since the inaugural award in 1990, the SEC has had more recipients than any other conference. The award, nicknamed the "Academic Heisman" goes to college football's top scholar-athlete. In 2012, Alabama's Barrett Jones was the SEC's eighth recipient of the trophy. In 2009, Florida's Tim Tebow won the honor. LSU's Rudy Niswanger won the honor in 2005, Tennessee's Michael Munoz claimed the award in 2004, Matt Stinchcomb of Georgia in 1998, Tennessee's Peyton Manning in 1997, Florida's Danny Wuerffel in 1996 and Brad Culpepper of Florida in 1991 was the league's first recipient.

• More than 3,300 student-athletes were named to the SEC Academic Honor Roll in 2014-15. Members of the SEC Academic Honor Roll must have a 3.0 grade point average for either the previous academic year or his/her academic career at the SEC institution. The number represents more than half of the student-athletes that competed in the SEC last year.

### FOR THE STUDENT-ATHLETE

• Arkansas track & field athlete Nathanael Franks and Georgia swimmer Maddie Locus were named recipients of the 2014-15 H. Boyd McWhorter Southeastern Conference Scholar-Athletes of the Year Awards. The McWhorter Scholar-Athlete Award is the highest honor a student-athlete can receive in the SEC. Each McWhorter Scholar-Athlete Award recipient receives a \$15,000 postgraduate scholarship, while 26 other finalists for the award receive a \$7,500 post-graduate scholarship.

• Georgia football player Chris Conley and Kentucky tennis player Grace Trimble were named recipients of the 2014-15 Brad Davis SEC Community Service Post-Graduate Scholarship. Each Community Service Leader of the Year receives a \$10,000 post-graduate scholarship while 26 other finalists for the award receive a \$5,000 post-graduate scholarship.

• The SEC was the first conference in the nation to assemble a Student-Athlete Advisory Committee. Two representatives from each of the SEC member schools are selected to serve on the committee which meets twice a year to discuss issues of concern to the student-athlete.

### COMPLIANCE AND EDUCATION

• The 2004 SEC Task Force Committee on Compliance and Enforcement's report of recommendations represents an important step in establishing a new standard of compliance excellence within the Southeastern Conference. Among the recommendations included in this report is how institutions will handle reports of allegations, strengthening the relationship between the league's institutions and the conference office, developing new orientation programs and establishing an annual review of compliance issues.

• The SEC conducts a New Coaches Orientation Program three times a year, which supplements institutional orientation programs and enhance the professional development of coaches. Topics of discussion range from the role of the SEC and NCAA to the role of athletics in higher education.

### SPORTSMANSHIP

• The SEC has implemented sportsmanship policies meant to strengthen the league's commitment to these principles. The league also developed a sportsmanship statement for its institutions to follow. It states:

"Coaches and student-athletes of a member institution, as well as individuals employed by or associated with that institution, including alumni, fans, patrons and boosters, shall conduct themselves with honesty and good sportsmanship. Their behavior shall at all times reflect the high standards of honor and dignity that characterize participation in the collegiate setting.

"For intercollegiate athletics to promote the character development of participants, to enhance the integrity of higher education and to promote civility in society, coaches, student-athletes and all others associated with these athletics programs and events should adhere to such fundamental values as respect, fairness, civility, honesty and responsibility. These values should be manifested not only in athletics participation but also in the broad spectrum of activities affecting the athletics program.

"It is the responsibility of each member institution to establish policies for sportsmanship and ethical conduct in intercollegiate athletics consistent with the educational mission and goals of the institution. Furthermore, member institutions are responsible for educating on a continuing basis all constituencies about these policies."

## THIS IS THE SOUTHEASTERN CONFERENCE

• The SEC has an annual Sportsmanship Award that will be awarded to one male and one female student-athlete. Voted on by the league's athletics directors, the award honors student-athletes who, through their actions in the competitive arena of intercollegiate athletics, have demonstrated one or more of the ideals of sportsmanship, including fairness, civility, honesty, unselfishness, respect and responsibility. The recipients of the 2014-15 award were the Texas A&M men's basketball team and South Carolina women's basketball player Aleighsa Welch.

### IN THE COMMUNITY

• The SEC and its member institutions have partnered with the 11-state Special Olympics organizations in the SEC region. The relationship is featured on public service announcements aired on SEC telecasts, and Special Olympics participate in the Dr Pepper SEC FanFare, held in conjunction with the SEC Football and Basketball Championships.

• The SEC and its corporate sponsors host youth clinics each year in conjunction with several conference events, including the football championship game, the men's basketball tournament, the baseball tournament and the soccer tournament. These clinics provide children from host cities the opportunity to receive instruction from SEC and other area coaches.

• The SEC selects a Community Service Team in each of its 21 sports. The Community Service Team features a representative from each institution who has shown a commitment to community service.

### SEC NATIONAL CHAMPIONSHIPS HISTORY

• The Southeastern Conference won six national championships in 2014-15: Equestrian (South Carolina); Men's Golf (LSU); Gymnastics (Florida); Softball (Florida); Women's Tennis (Vanderbilt) and Women's Indoor Track and Field (Arkansas).

The SEC also had national runners-up in six sports: Baseball (Vanderbilt); Equestrian (Georgia); Women's Swimming and Diving (Georgia); Men's Indoor Track & Field (Florida); Men's Outdoor Track & Field (Florida) and Women's Outdoor Track & Field (Kentucky).

• The SEC became the first conference in history to win the national football championship (Florida), the national women's basketball championship (Tennessee) and the national men's basketball championship (Florida) in the same year (2006-07 academic year).

• In its history, the SEC has won 217 national championships, 121 men's and 95 women's titles. Since 2000, the SEC has won 101 national crowns, including 49 men's titles and 51 women's titles.

• In the "big three" men's sports – football, basketball and baseball, the SEC has won 14 national championships during the last nine academic years. The league has won seven of the last nine football national championships.

• Since 2006, the SEC has had a national champion in 17 of its 21 sponsored sports – football, men's basketball, baseball, men's indoor track & field, men's outdoor track & field, women's indoor track & field, women's outdoor track & field, women's swimming & diving, gymnastics, women's tennis, men's tennis, men's swimming & diving, equestrian, men's golf, women's golf, softball and women's basketball.

### FOR THE FANS

• For the 34th consecutive season, the SEC recorded the largest total football attendance of any conference in the country. The league has led in average attendance during the last 17 consecutive seasons. More than 7.7 million fans attended SEC football games in 2014 while stadiums were filled to 99.2 percent of capacity.

• The SEC had nearly 2.7 million fans attend its home basketball games during the 2014-15 season. In 249 home contests, SEC teams averaged 10,819 fans per game. Kentucky was second nationally in attendance, averaging 23,572 fans per contest.

• Year after year, the SEC is the leader in college baseball attendance. In 2015, for the fifth consecutive year, the SEC's institutions drew more than 2 million fans, with a nation-leading attendance total of 2.2 million fans. The SEC averaged nearly 5,000 fans per game (4,753) in 2015. The SEC and its member schools own virtually all regular season, conference tournament, NCAA Regional and Super Regional attendance records.

### SECU - COMMITMENT TO THE UNIVERSITY ACADEMIC MISSION

• Using its SECU academic initiative, the Southeastern Conference sponsors, supports and promotes collaborative higher education programs and activities involving administrators, faculty and students at its member universities. SECU is led by the president or chancellor of each SEC university and is managed by the chief academic officer (i.e., provost).

• The goals of the SECU initiative include highlighting the endeavors and achievements of SEC faculty and universities; advancing the merit and reputation of SEC universities outside of the traditional SEC region; identifying and preparing future leaders for high-level service in academia; increasing the amount and type of education abroad opportunities available to SEC students; and providing opportunities for collaboration among SEC university personnel.

• The SEC Academic Collaboration Award is intended to expand student-focused collaboration among SEC universities. It is awarded annually to one SEC institution to support joint activities involving all other SEC universities.

• The SEC Academic Leadership Development Program seeks to identify, prepare and advance academic leaders for roles within SEC institutions and beyond. It has two components, a university-level program and two, three-day, SEC-wide workshops held on specified campuses for all participants.

• The SEC College Tour occurs twice annually, once in the fall and once in the spring, and administrators from all SEC universities participate in events intended to introduce SEC universities to students, parents and high school counselors from outside of the southeast region.

• The SEC Faculty Achievement and Professor of the Year Awards recognize faculty with outstanding records in research and scholarship. There is one winner per campus and one overall winner for the SEC.


• The SEC Faculty Travel Program is intended to enhance collaboration that stimulates scholarly initiatives between SEC universities. The program offers faculty from each SEC university the opportunity to travel to other SEC universities to develop grant proposals and conduct research.

• The SEC MBA Case Competition is held on one SEC campus and features teams of four SEC students who compete to showcase their skills at solving simulated, real-world problems that cover the spectrum of business disciplines.

• The SEC Symposium is an academic conference-type event intended to address a scholarly issue in an area of strength represented by all SEC universities. Held in Atlanta, Georgia, this marquee event puts on display the research and innovation of SEC institutions for an audience of academicians, government officials and other stakeholders.

• The Conference's international/education abroad focus includes the SEC Cooperative Education Abroad Agreement, which provides opportunities for students from all SEC universities to access international programs offered at other SEC universities; the Dr Pepper Education Abroad Awards, which provide scholarship-type funding from longtime SEC corporate sponsor Dr Pepper to under-represented study abroad students; and the engineering exchange program, which enables Italian engineering students from the Politecnico di Torino (PdT) to enroll at SEC universities each fall, and SEC students to study there the following spring.





# COLLEGE FOOTBALL PLAYOFF

**The College Football Playoff (CFP), named 2015 Sports Event of the Year by the SportsBusiness Journal, is a big success. Fans, including many who are new to the sport, enjoy it. The first College Football Playoff semifinals and national championship game were the three most-viewed programs in cable television history.**

## **Every Game Counts**

The playoff preserves the excitement and significance of college football's unique regular season where every game counts.

## **Four Teams**

The selection committee ranks the teams based on championships won, strength of schedule, head-to-head results, comparison of results against common opponents and other factors.

## **Two Days**

New Year's Eve and New Year's Day belong to college football, with two semifinal games and four other top bowl games continuing a wonderful tradition.

## **One Goal**

The two teams winning the playoff semifinals compete for the national championship. That game is in a different city each year, always on a Monday night.

## **Universal Access**

Every FBS team has equal access to the College Football Playoff based on its performance. No team automatically qualifies.

## **More Revenue**

The format increases revenue for all conferences and independent institutions.

## **Governance**

University presidents and chancellors from all 10 FBS conferences and Notre Dame serve on the CFP Board of Managers and govern the administrative operations, with commissioners (the Management Committee) managing the event. A small staff in the playoff office in Irving, Texas, carries out the detailed responsibilities.

## **Selection Committee**

A talented group of high-integrity individuals with experience as coaches, student-athletes, college administrators and journalists, along with sitting athletics directors, comprise the selection committee. Members of the committee are: Jeff Long (chair), Barry Alvarez, Mike Gould, Pat Haden, Kirby Hocutt, Tom Jernstedt, Bobby Johnson, Tom Osborne, Dan Radakovich, Condoleezza Rice, Mike Tranchese, Steve Wieberg and Tyrone Willingham.

[www.collegefootballplayoff.com](http://www.collegefootballplayoff.com)



[/CollegeFootballPlayoff](https://www.facebook.com/CollegeFootballPlayoff)




[@cfbplayoff](https://twitter.com/cfbplayoff)



[@cfbplayoff](https://www.instagram.com/cfbplayoff) [#CFBPlayoff](https://twitter.com/cfbplayoff)





# COLLEGE FOOTBALL PLAYOFF

## Selection Committee Responsibilities



- Rank the top 25 teams and assign the top four to semifinals sites.
- Assign teams to New Year's bowls.
  - Create competitive matchups.
  - Attempt to avoid rematches of regular-season games and repeat appearances in specific bowls.
  - Consider geography.

## Participants in the New Year's Bowls

Both participants in the Orange, Rose and Sugar Bowls are contracted outside the playoff arrangement (Big Ten and Pac-12 to Rose Bowl; SEC and Big 12 to Sugar Bowl; ACC to Orange Bowl against the highest ranked available team from the SEC, Big Ten and Notre Dame). If a conference champion qualifies for the playoff, then the bowl will choose a replacement from that conference. When those bowls host the semifinals and their contracted conference champions do not qualify, then the displaced champion(s) will play in one of the other New Year's bowls.

When not hosting semifinals, the Cotton, Fiesta and Peach Bowls will welcome displaced conference champions and the top-ranked champion from a non-contract conference. The highest-ranked available teams will fill any other berths. The selection committee will make the pairings.

## SCHEDULE

							
2015-16	SEMIFINAL (Dec. 31)	SEMIFINAL (Dec. 31)	PEACH (Dec. 31)	FIESTA (Jan. 1)	SUGAR (Jan. 1)	ROSE (Jan. 1)	ARIZONA (Jan. 11)
2016-17	ORANGE (Dec. 31)	COTTON (Jan. 2)	SEMIFINAL (Dec. 31)	SEMIFINAL (Dec. 31)	SUGAR (Jan. 2)	ROSE (Jan. 2)	TAMPA BAY (Jan. 9)
2017-18	ORANGE (Dec. 30)	COTTON (Dec. 30)	PEACH (Jan. 1)	FIESTA (Dec. 30)	SEMIFINAL (Jan. 1)	SEMIFINAL (Jan. 1)	TBD (Jan. 8)

[www.collegefootballplayoff.com](http://www.collegefootballplayoff.com)  /CollegeFootballPlayoff  @cfbplayoff  @cfbplayoff #CFBPlayoff

